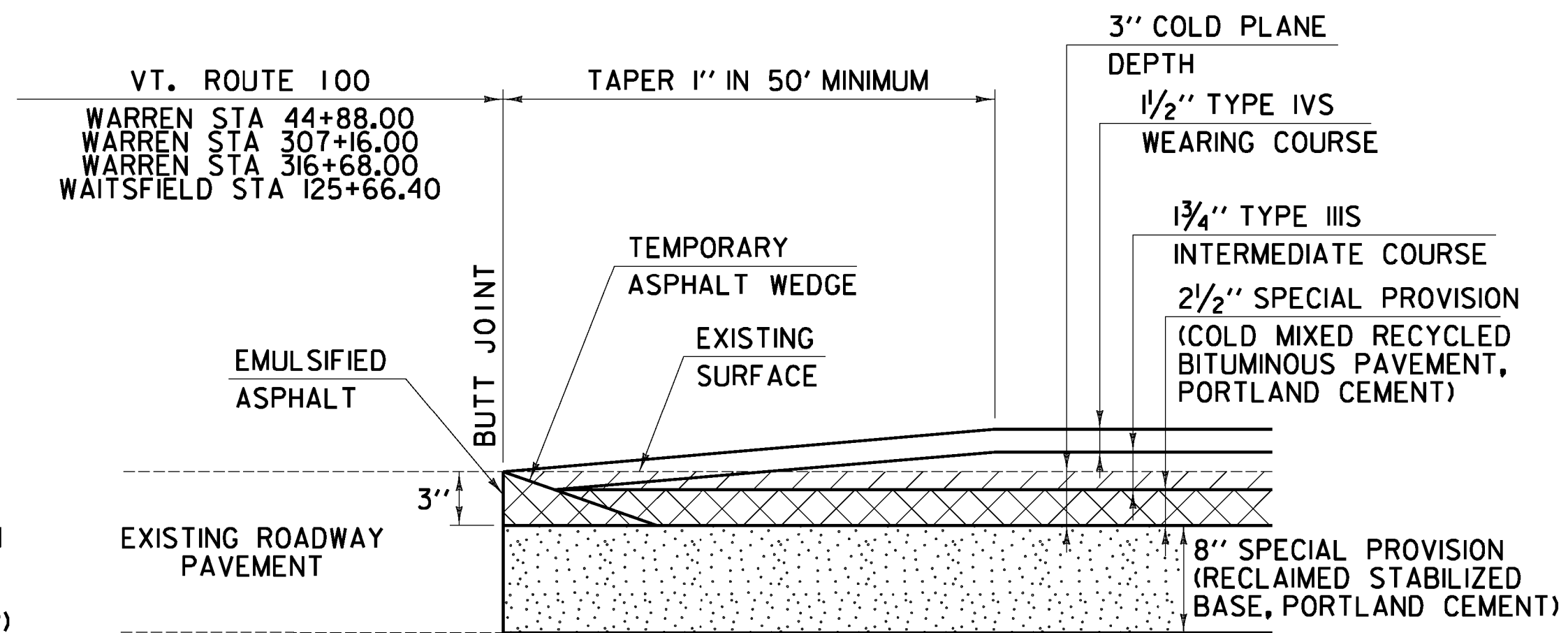


BRIDGE TRANSITION AREA DETAIL

BR 167 VT. ROUTE 100 WARREN	STA 78+48.70	TO STA 79+33.50
BR 169 VT. ROUTE 100 WARREN	STA 175+11.50	TO STA 176+71.80
BR 172 VT. ROUTE 100 WARREN	STA 296+00.90	TO STA 296+59.70
BR 177 VT. ROUTE 100 WAITSFIELD	STA 101+36.50	TO STA 103+05.10
BR 178 VT. ROUTE 100 WAITSFIELD	STA 123+59.20	TO STA 124+27.90

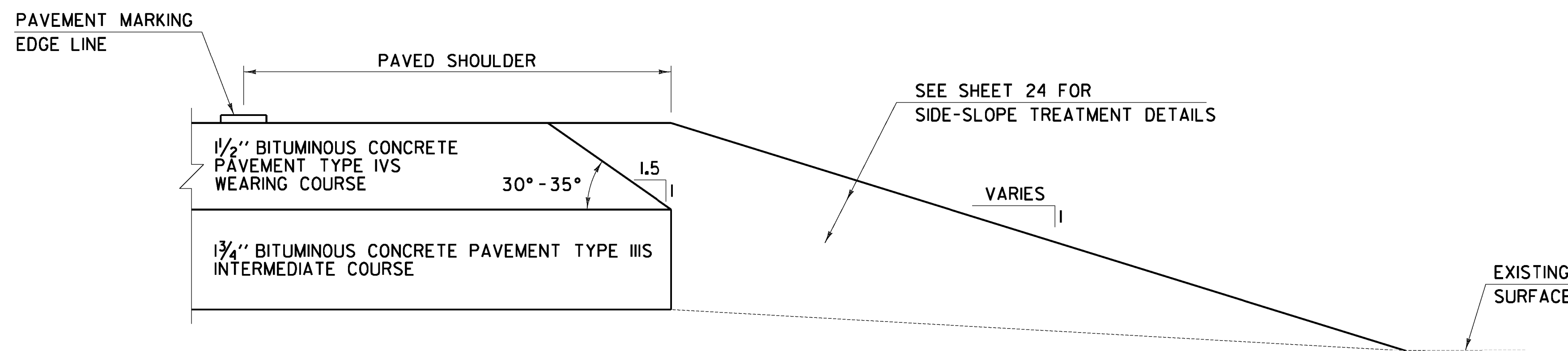
SEE PAGE 21A FOR BRIDGE DETAIL



NOTE: TEMPORARY ASPHALT WEDGE SHALL BE REMOVED PRIOR TO PAVING. COST TO BE CONSIDERED INCIDENTAL TO PAVING.

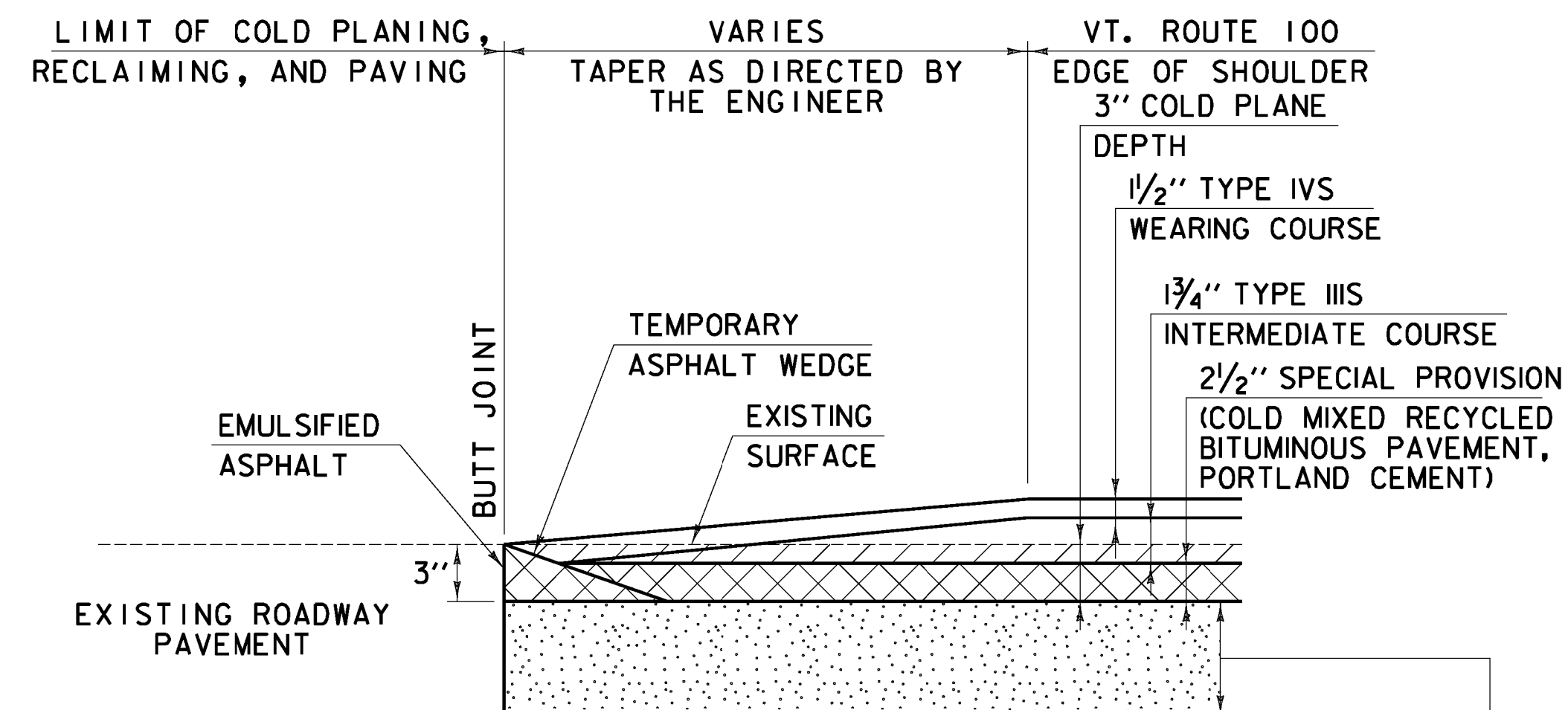
RECLAIMED APPROACH AREA DETAIL

VT. ROUTE 100 WARREN	STA 44+88.00	- BEGIN PROJECT
VT. ROUTE 100 WARREN	STA 307+16.00	- STOP RECLAIM
VT. ROUTE 100 WARREN	STA 316+68.00	- RESUME RECLAIM
VT. ROUTE 100 WAITSFIELD	STA 125+66.40	- END PROJECT



SAFETY EDGE DETAIL

VT. ROUTE 100 WARREN	STA 44+88.00	TO STA 307+16.00
VT. ROUTE 100 WARREN	STA 316+68.00	TO STA 335+17.05
VT. ROUTE 100 WAITSFIELD	STA 0+00.00	TO STA 125+66.40



NOTE: TEMPORARY ASPHALT WEDGE SHALL BE REMOVED PRIOR TO PAVING. COST TO BE CONSIDERED INCIDENTAL TO PAVING.

RECLAIMED SIDE ROAD AREA DETAIL

WARREN:	TH-39	STA 68+53.44	LT
	TH-47	STA 82+68.48	RT
	TH-4	STA 174+87.36	RT
	TH-43	STA 177+24.96	LT
	TH-3	STA 181+89.60	LT
	TH-3	STA 186+38.40	RT
	TH-44	STA 202+96.32	RT
	TH-20	STA 217+58.88	LT
	TH-4	STA 220+44.00	RT
	TH-16	STA 221+28.48	LT
	TH-46	STA 233+69.28	LT
	TH-45	STA 283+48.32	LT
	TH-45	STA 295+31.04	LT
	TH-5	STA 296+89.44	LT
WAITSFIELD:	TH-29	STA 17+79.36	LT
	TH-32	STA 21+17.28	RT
	TH-31	STA 34+74.24	RT
	TH-30	STA 52+90.56	LT
	TH-39	STA 105+23.04	LT

PROJECT PAVING LIMITS

TOWN & ROUTE	BEGIN STATION	END STATION	LANE TYPICAL	WEARING DEPTH	LEVELING TON	NOTES
WARREN:						
VT. ROUTE 100	44+88.00	78+48.70	4'-0" - 11'-0" - 11'-0" - 4'-0"	1/2"	-	COLD PLANE 3", RECLAIM 8", PLACE 2 1/2" COLD MIX, PAVE WITH 3/4" TYPE III & PAVE WITH 1/2" TYPE IVS
VT. ROUTE 100	78+48.70	79+33.50	7'-0" - 11'-0" - 11'-0" - 4'-0"	1/4"	-	BR 167 COLD PLANE 1/4", PAVE WITH 1/4" TYPE IVS
VT. ROUTE 100	79+33.50	175+11.50	4'-0" - 11'-0" - 11'-0" - 4'-0"	1/2"	-	COLD PLANE 3", RECLAIM 8", PLACE 2 1/2" COLD MIX, PAVE WITH 3/4" TYPE III & PAVE WITH 1/2" TYPE IVS
VT. ROUTE 100	175+11.50	176+71.80	5'-0" - 11'-0" - 11'-0" - 5'-0"	1/4"	-	BR 169 COLD PLANE 1/4", PAVE WITH 1/4" TYPE IVS
VT. ROUTE 100	176+71.80	296+00.90	4'-0" - 11'-0" - 11'-0" - 4'-0"	1/2"	-	COLD PLANE 3", RECLAIM 8", PLACE 2 1/2" COLD MIX, PAVE WITH 3/4" TYPE III & PAVE WITH 1/2" TYPE IVS
VT. ROUTE 100	296+00.90	296+59.70	5'-6" - 11'-0" - 11'-0" - 5'-6"	1/4"	-	BR 172 COLD PLANE 1/4", PAVE WITH 1/4" TYPE IVS
VT. ROUTE 100	296+59.70	307+16.00	4'-0" - 11'-0" - 11'-0" - 4'-0"	1/2"	-	COLD PLANE 3", RECLAIM 8", PLACE 2 1/2" COLD MIX, PAVE WITH 3/4" TYPE III & PAVE WITH 1/2" TYPE IVS
VT. ROUTE 100	307+16.00	316+68.00	-	-	-	NO WORK (BR 173 AND APPROACH AREA)
VT. ROUTE 100	316+68.00	335+17.05	4'-0" - 11'-0" - 11'-0" - 4'-0"	1/2"	-	COLD PLANE 3", RECLAIM 8", PLACE 2 1/2" COLD MIX, PAVE WITH 3/4" TYPE III & PAVE WITH 1/2" TYPE IVS
WAITSFIELD:						
VT. ROUTE 100	0+00.00	101+36.50	4'-0" - 11'-0" - 11'-0" - 4'-0"	1/2"	-	COLD PLANE 3", RECLAIM 8", PLACE 2 1/2" COLD MIX, PAVE WITH 3/4" TYPE III & PAVE WITH 1/2" TYPE IVS
VT. ROUTE 100	101+36.50	103+05.10	11'-0" - 11'-0"	1/4"	-	BR 177 COLD PLANE 1/4", PAVE WITH 1/4" TYPE IVS
VT. ROUTE 100	103+05.10	123+59.20	4'-0" - 11'-0" - 11'-0" - 4'-0"	1/2"	-	COLD PLANE 3", RECLAIM 8", PLACE 2 1/2" COLD MIX, PAVE WITH 3/4" TYPE III & PAVE WITH 1/2" TYPE IVS
VT. ROUTE 100	123+59.20	124+27.90	4'-0" - 11'-0" - 11'-0" - 4'-0"	1/4"	-	BR 178 COLD PLANE 1/4", PAVE WITH 1/4" TYPE IVS
VT. ROUTE 100	124+27.90	125+66.40	4'-0" - 11'-0" - 11'-0" - 4'-0"	1/2"	-	COLD PLANE 3", RECLAIM 8", PLACE 2 1/2" COLD MIX, PAVE WITH 3/4" TYPE III & PAVE WITH 1/2" TYPE IVS

NOT TO SCALE

PAVING DETAILS SHEET

PROJECT NAME: WARREN - WAITSFIELD

PROJECT NUMBER: STP 2506(1)

FILE NAME: p05b048.dgn

PROJECT LEADER: D.E.G.

DESIGNED BY: M.J.M.

IPARM FILE: p05b048pd.1

PLOT DATE: 12/21/2012

DRAWN BY: W.G.P.

CHECKED BY: D.E.G.

SHEET 21 OF 310