

646.402 DURABLE 4 INCH WHITE LINE, THERMOPLASTIC
(ALL LINES WILL INCLUDE EDGE LINE BREAKS AND RADIUS FOR TOWN HIGHWAYS)

WILMINGTON:
STA. 204+00.00 - STA. 218+00.00 EDGE LINE LT & RT

646.412 DURABLE 4 INCH YELLOW LINE, THERMOPLASTIC
(ALL LINES WILL INCLUDE C/L BREAKS FOR TOWN HIGHWAYS) S=SOLID, D=DASHED

WILMINGTON:
STA. 204+00.00 - STA. 218+00.00 LT S C RT S

646.602 TEMPORARY 4 INCH WHITE LINE, PAINT
(ALL LINES WILL INCLUDE EDGE LINE BREAKS AND RADIUS FOR TOWN HIGHWAYS)

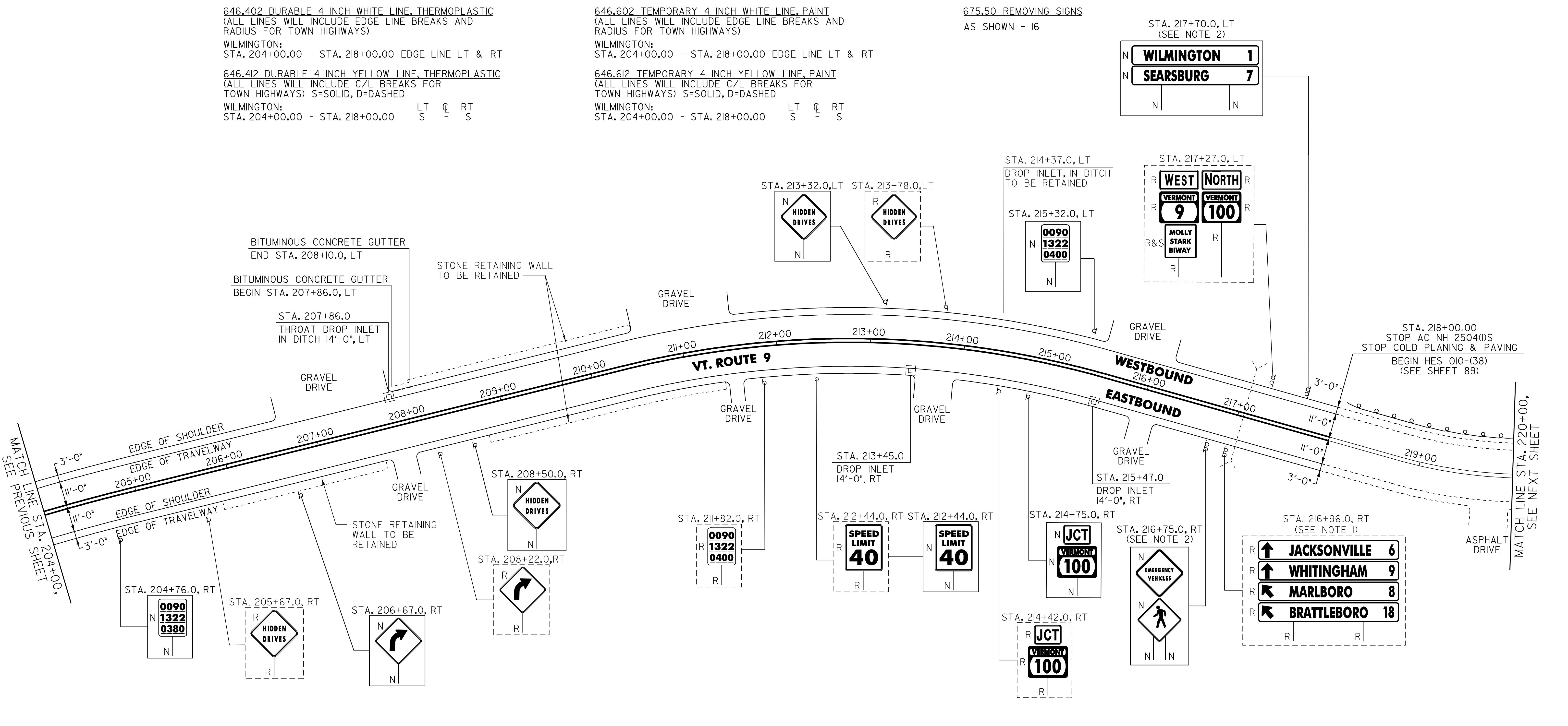
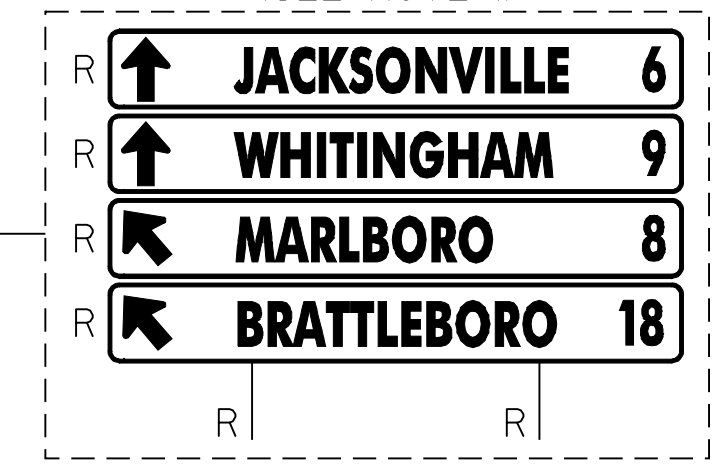
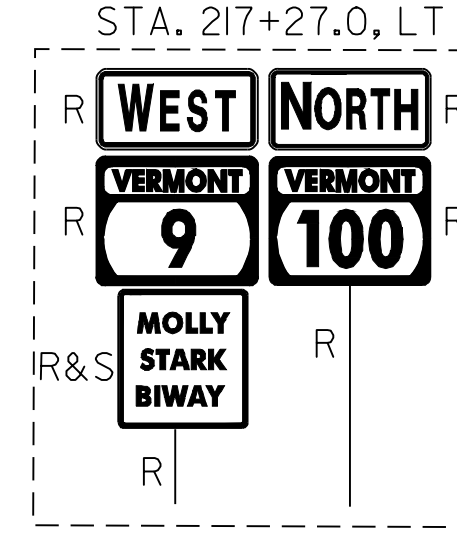

WILMINGTON:
STA. 204+00.00 - STA. 218+00.00 EDGE LINE LT & RT

646.612 TEMPORARY 4 INCH YELLOW LINE, PAINT
(ALL LINES WILL INCLUDE C/L BREAKS FOR TOWN HIGHWAYS) S=SOLID, D=DASHED

WILMINGTON:
STA. 204+00.00 - STA. 218+00.00 LT S C RT S

675.50 REMOVING SIGNS
AS SHOWN - 16

STA. 217+70.0, LT
(SEE NOTE 2)



MATCH LINE STA. 204+00, SEE PREVIOUS SHEET

MATCH LINE STA. 220+00, SEE NEXT SHEET

604.412 REHAB. DROP INLETS, CATCH BASINS, OR MANHOLE, CLASS I

WILMINGTON:
STA. 207+86.0 LT
STA. 213+45.0 RT
STA. 215+47.0 RT

616.47 BITUMINOUS CONCRETE GUTTER AND TRAFFIC ISLAND

WILMINGTON:
STA. 207+86.0 - STA. 208+10.0 LT (0.9 TON)

621.20 STEEL BEAM GUARDRAIL, GALVANIZED

WILMINGTON:
STA. 218+05.0 - STA. 220+00.0 LT (195.0 LF)
+00 200'

621.60 ANCHOR FOR STEEL BEAM RAIL

WILMINGTON:
STA. 218+09.5 LT
+00

621.80 REMOVAL AND DISPOSAL OF GUARDRAIL

WILMINGTON:
STA. 218+08.0 - STA. 220+00.0 LT (192.0 LF)

NOTES:

- THE CONTRACTOR SHALL RETAIN THE EXISTING SIGNS THAT PERTAIN TO THE EXISTING VT. ROUTE 100 INTERSECTION CONFIGURATION UNTIL THE COMPLETION OF THE HES 010-I(38) PROJECT OR AS DIRECTED BY THE RESIDENT ENGINEER. SEE SHEET III OF THE HES 010-I(38) CONTRACT PLAN FOR THE LOCATION OF THE SALVAGED SIGNS.
- THE CONTRACTOR SHALL INSTALL NEW REPLACEMENT SIGNS ONLY UPON COMPLETION OF THE HES 010-I(38) INTERSECTION RECONFIGURATION PROJECT OR AS DIRECTED BY THE RESIDENT ENGINEER. SEE SHEET III FOR ADDITIONAL INFORMATION.

NOT TO SCALE

PROJECT LAYOUT SHEET #10

| | |
|--------------------------------|---------------------------|
| PROJECT NAME: WILMINGTON | PLOT DATE: 23-AUG-2010 14 |
| PROJECT NUMBER: AC_NH_2504(I)S | DRAWN BY: C.A.K. |
| FILE NAME: p05b044.dgn | CHECKED BY: D.W.E. |
| DESIGNED BY: M.J.M. | SHEET 29 OF 125 |
| IPARM FILE: p05b044LIQ.I | |

SIGN LEGEND
R = REMOVE
S = SALVAGE
N = NEW
RET = RETAIN
B-B = BACK TO BACK
EXISTING = - - - - -
NEW = _____