

TEMPORARY 4" WHITE LINE, PAINT
 DURABLE 4" WHITE LINE, THERMOPLASTIC
 STA 68+08 TO 70+50 SOLID LT & RT

TEMPORARY 4" YELLOW LINE, PAINT
 DURABLE 4" YELLOW LINE, THERMOPLASTIC
 STA 68+08 TO 70+50 SOLID LT & RT

CHANGING ELEVATION OF SEWER MANHOLES
 STA 68+20 RT (SMH)

REMOVING SIGNS
 AS SHOWN - 2

ERECTING SALVAGED SIGNS
 AS SHOWN - 1

ADJUST ELEVATION OF VALVE BOX
 70+00 LT
 70+25 LT

**VT ROUTE 103
 STA 68+08.00
 (MM 1.289)
 BEGIN PROJECT
 NH 2409(1)S**

NH 2409(1)S
 STA 68+08.00
 (MM 1.289) =
 NH 2326(1)S
 STA 68+60.00
 (MM 1.299)

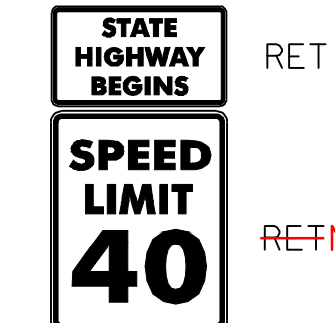
COLD PLANED
 TAPER

0"→2"


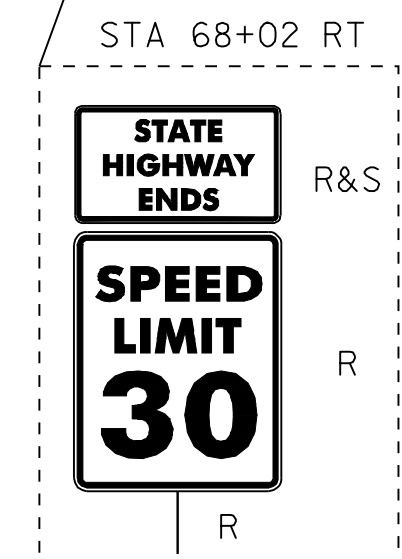
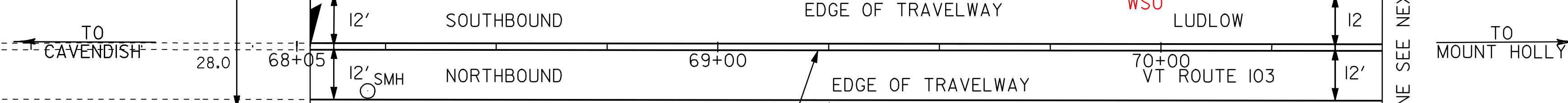
67+00

LUDLOW HEALTH
 CENTER

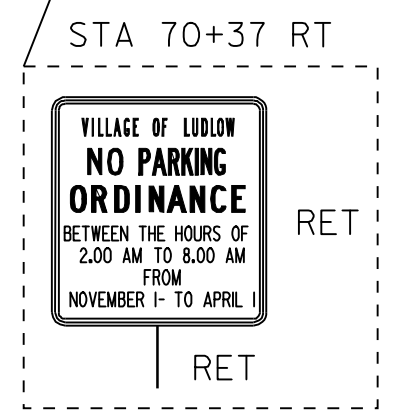

STA 68+35 LT



STA 70+50
 (MM 1.335)



COTA & COTA



LEGEND

- R = REMOVE EXISTING
- S = SALVAGE
- R&S = REMOVE AND SALVAGE
- N = NEW
- RET = RETAIN
- B-B = BACK TO BACK
- = NEW RAIL
- = EXISTING RAIL

NOT TO SCALE

**PAVING
 PROJECT
 LAYOUT #1**

PROJECT:	LUDLOW	PROJECT NO.:	NH 2409(1)S
DESIGN FILE NAME:	/pave/05B008/pb008.dgn	PLOT DATE:	20-MAY-2010 14:3
IPARM FILE NAME:	pb008la01.i	SURVEY DATE:	11/20/05
SURVEYED BY:	CLD_ENGINEERS, INC	DRAWN BY:	MRS
SQUAD LEADER:	PIS	SHEET:	12 OF 51
CLD REF. NO.:	05-0389		