

REMOVING SIGNS
18 EA

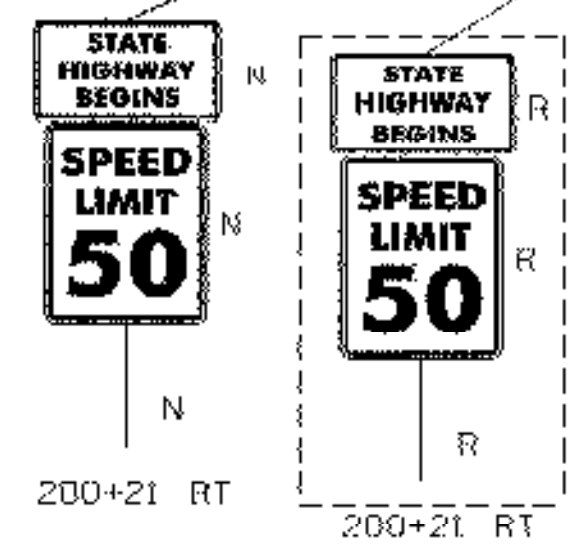
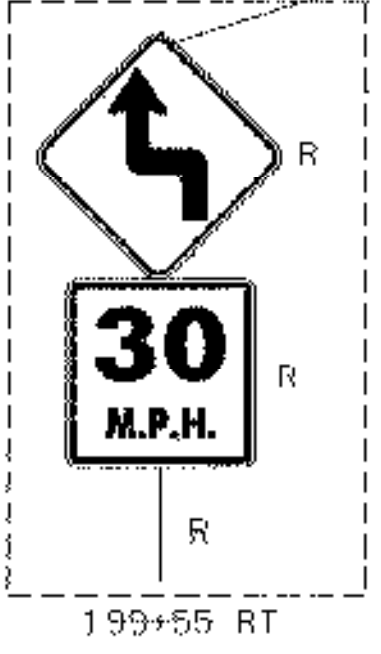
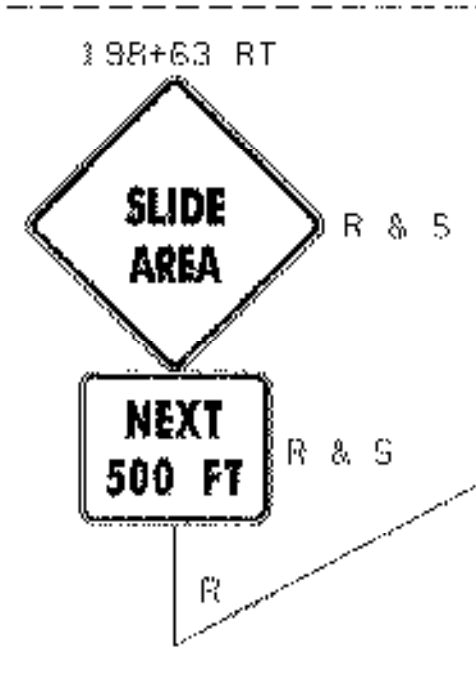
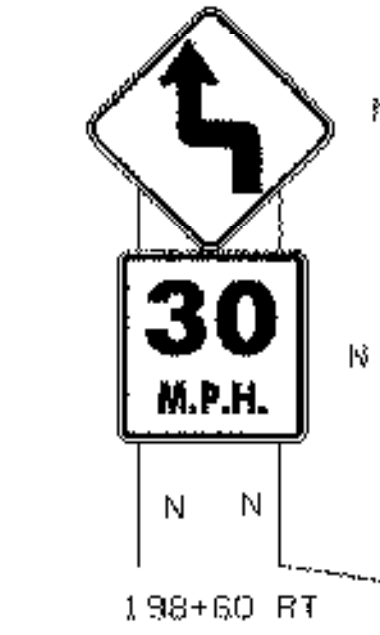
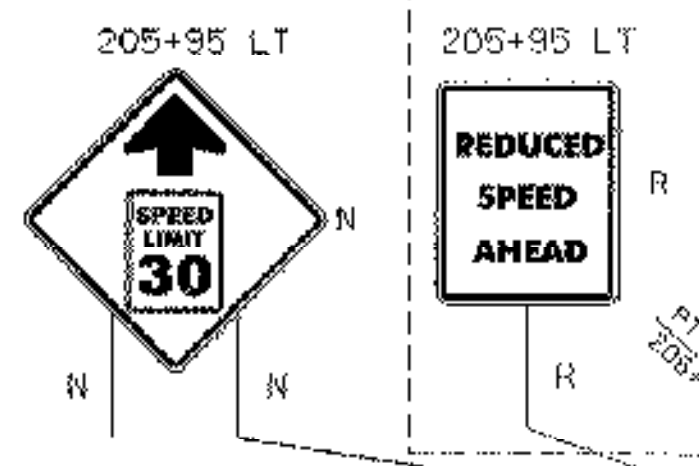
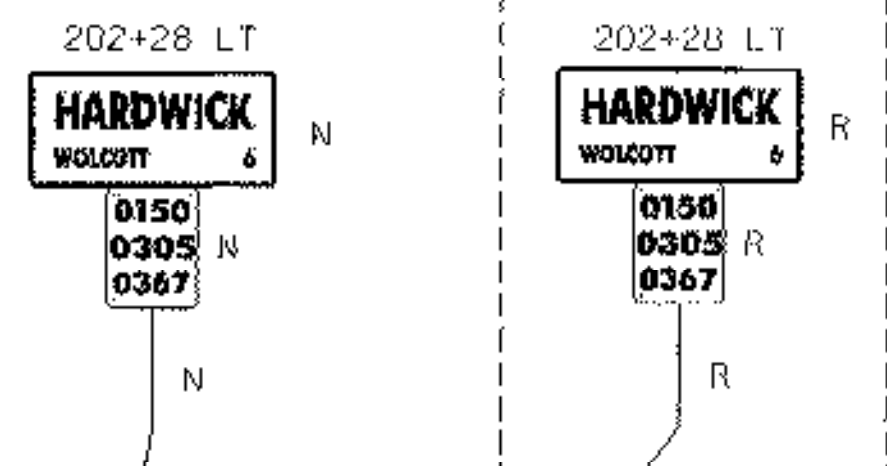
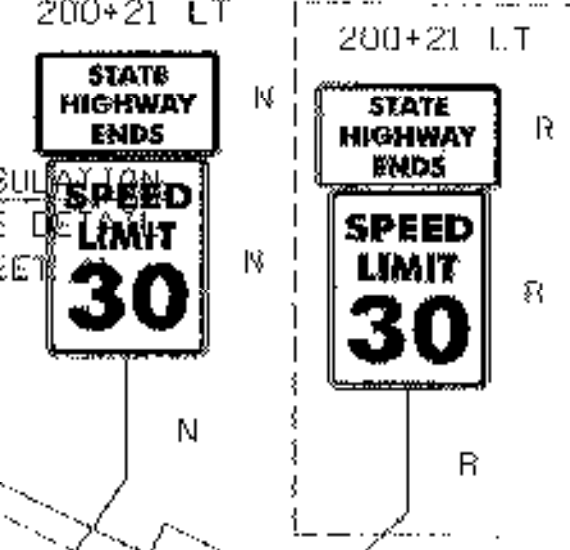
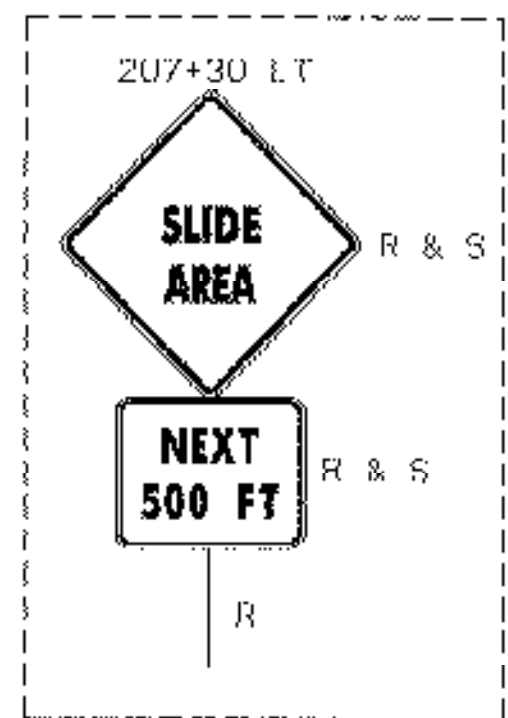
TEMPORARY 4" WHITE LINE (PAINT)
~~197+50 - 206+20 LT~~
~~197+50 - 206+20 RT~~
~~197+70 - 205+70 LT & RT~~
~~TEMPORARY 4" WHITE LINE~~
~~(TAPE, TYPE 1) ITEM NOT USED~~
~~197+50 - 206+20 LT~~
~~197+50 - 206+20 RT~~

TEMPORARY 4" YELLOW LINE (PAINT)
~~197+50 - 206+20 CL (DOUBLE)~~
~~197+70 - 205+70~~
~~TEMPORARY 4" YELLOW LINE~~
~~(TAPE, TYPE 1) ITEM NOT USED~~
~~197+50 - 206+20 CL (DOUBLE)~~

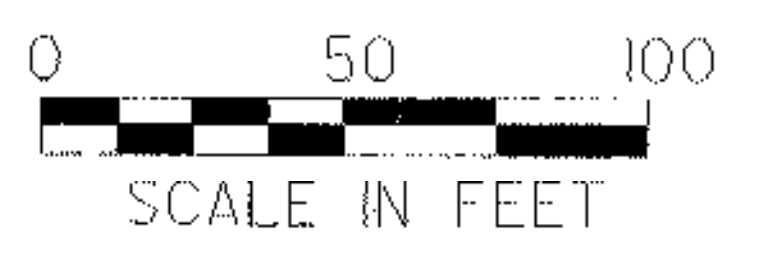
4" WHITE LINE
 196+58 - 197+50 - 206+20 LT
 196+58 - 197+50 - 206+20 RT

4" YELLOW LINE
 196+58 - 197+50 - 206+20 CL (DOUBLE)

DELINEATORS W/ STEEL POSTS
 199+00 - 205+00 LT (SPACING @ 100')
 199+00 - 205+00 RT (SPACING @ 100')
 SEE SHEET #4



LEGEND:
 N = NEW
 R = REMOVE
 RET = RETAIN
 R & S = REMOVE & SALVAGE



PROJECT NAME: HARDWICK
 PROJECT NUMBER: STP ST 030-3(4)
 FILE NAME: d04e060bdr.dgn
 PROJECT LEADER: A. BOMBARDIER
 DESIGNED BY: M. NUTTER
 PLOT DATE: 18-OCT-2005
 DRAWN BY: M. NUTTER
 CHECKED BY: A. BOMBARDIER
 SHEET 29 OF 63