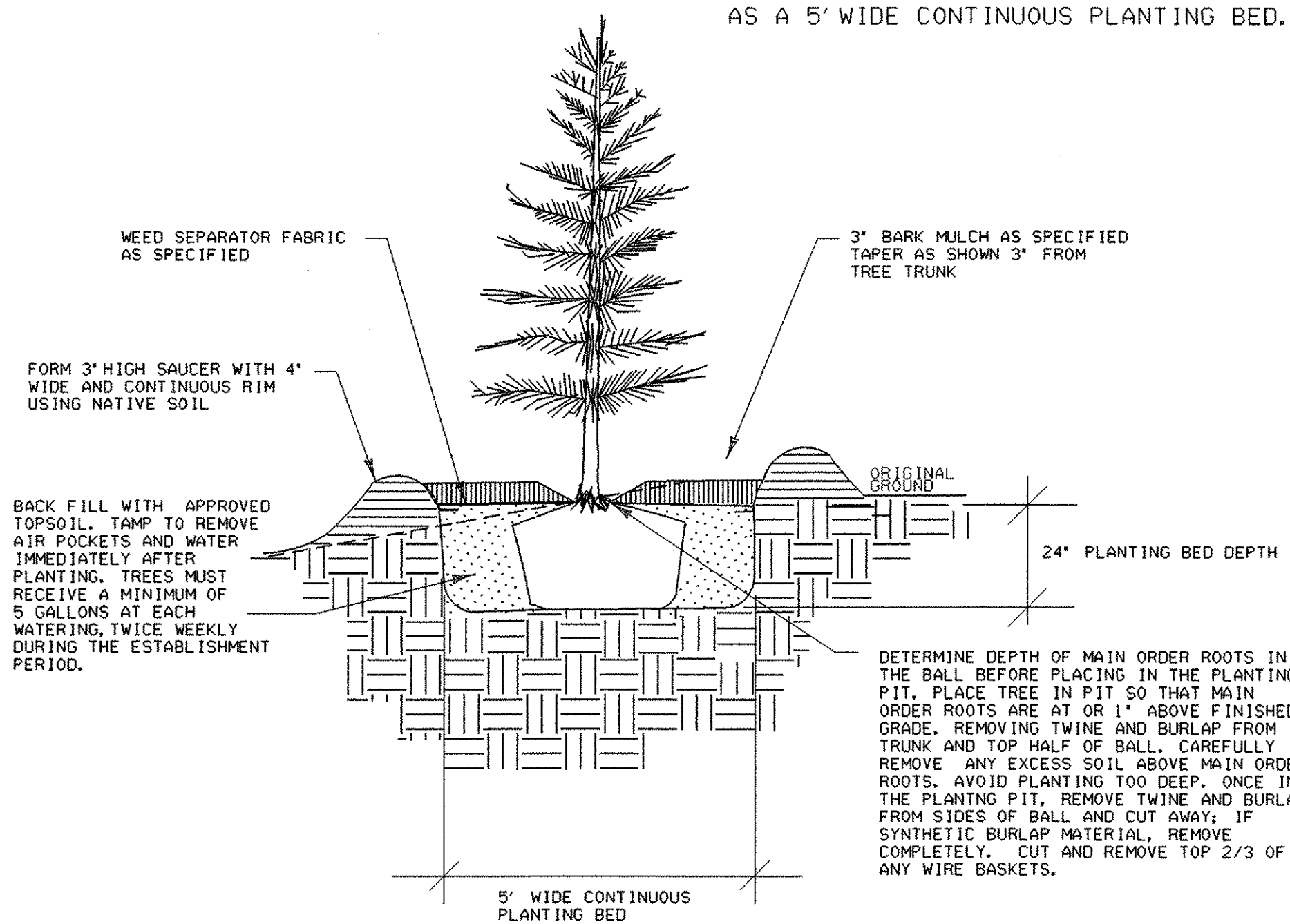


SL306+41.43 LT65.84
 REMOVE L.PINE
 PLANT NEW SUGAR MAPLE
 2-2 1/2" CALIPER

EASTERN WHITE CEDAR HEDGE
 46 PLANTS SPACED 3' ON CENTER
 OFFSET 30' FROM CL

HEDGE SHALL BE PLANTED AND MULCHED
 AS A 5' WIDE CONTINUOUS PLANTING BED.

GATE FOR CHAIN-LINK FENCE, 4 FEET
 307+19 - 307+31 LT

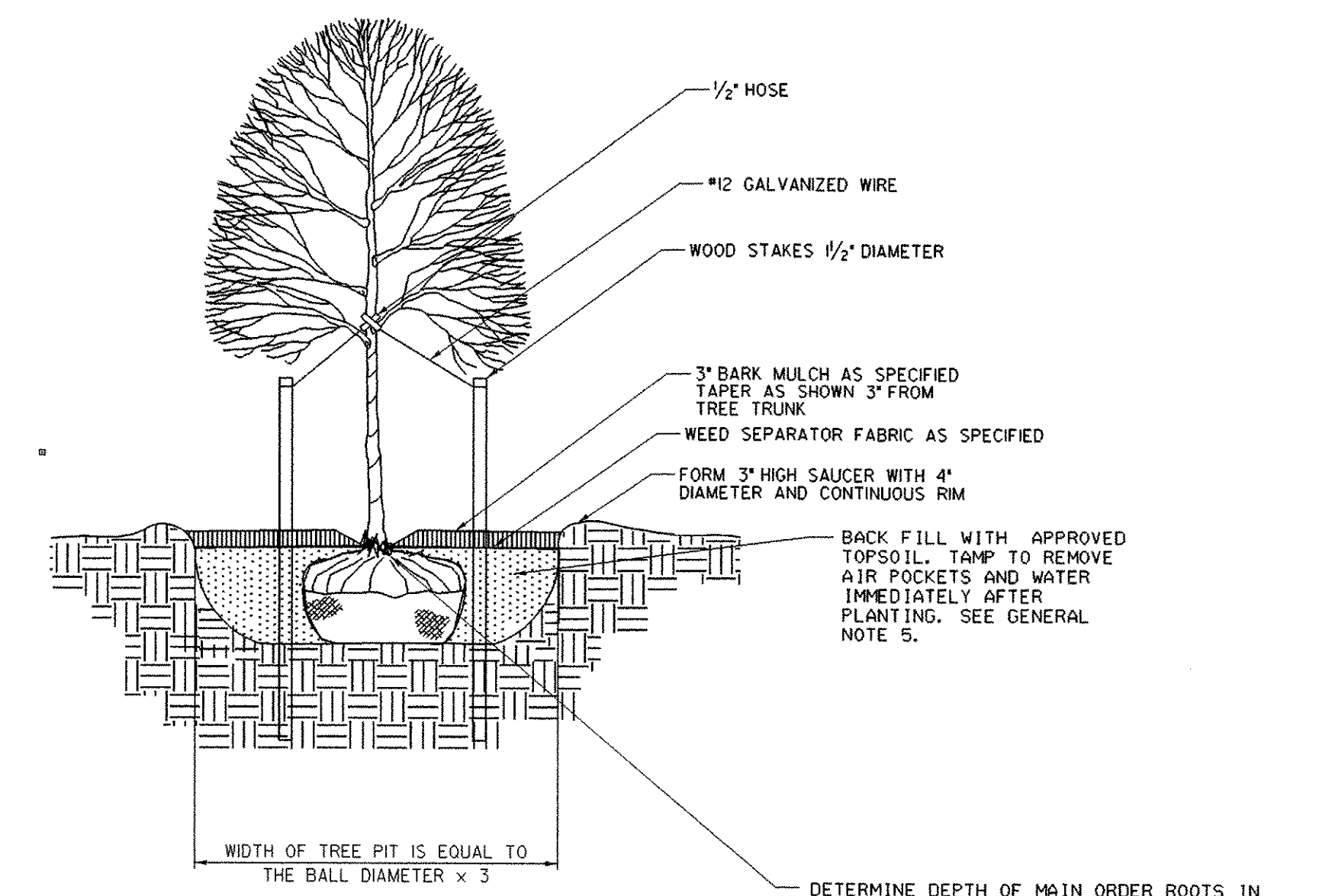


EVERGREEN TREE PLANTING DETAIL

NOT TO SCALE


BM #3
 TOP OF BOLT AT END
 OF ARROW ON HYDRANT
 ELEV. 938.3360

- GENERAL LANDSCAPE NOTES:**
- EXISTING GRAVEL DRIVEWAY SHALL BE EXCAVATED FOR 10 FEET ON EITHER SIDE OF THE 30-FOOT OFFSET LINE. THIS EXCAVATED AREA SHALL BE BACKFILLED WITH APPROVED NATIVE MATERIAL.
 - SEE SPECIAL PROVISIONS FOR 651.18 FERTILIZER (MOD), THE APPLICATION OF MYCORRHIZAL, PER MANUFACTURER'S RECOMMENDATIONS.
 - PROVIDE DRIP IRRIGATION BAG (20 GALLON) FOR DECIDUOUS TREE. FOLLOW MANUFACTURER'S DIRECTIONS AND FILL WITH 20 GALLONS AT EACH WATERING, WEEKLY DURING ESTABLISHMENT PERIOD.



DECIDUOUS TREE PLANTING DETAIL

NOT TO SCALE



PROJECT NAME:	HARDWICK	PLOT DATE:	18-OCT-2005
PROJECT NUMBER:	STP ST 030-3(4)	DRAWN BY:	M. NUTTER
FILE NAME:	d04e060bdr.dgn	CHECKED BY:	A. BOMBARDIER
DESIGNED BY:	M. NUTTER	SHEET	28 OF 63
IPARM NAME:	d04e060land01.l		