


MATCH LINE SPM-7
STA. 92+00

DURABLE CROSSWALK MARKING
STA. 94+28, RT. - STA. 94+34, LT.
STA. 94+33, RT. - STA. 94+57, RT.

DETECTABLE WARNING SURFACES
STA. 94+26, 16.4' RT
STA. 94+31, 21.3' RT

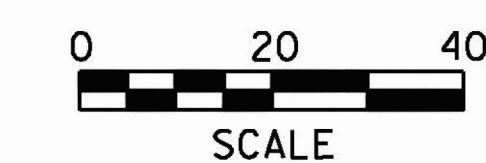
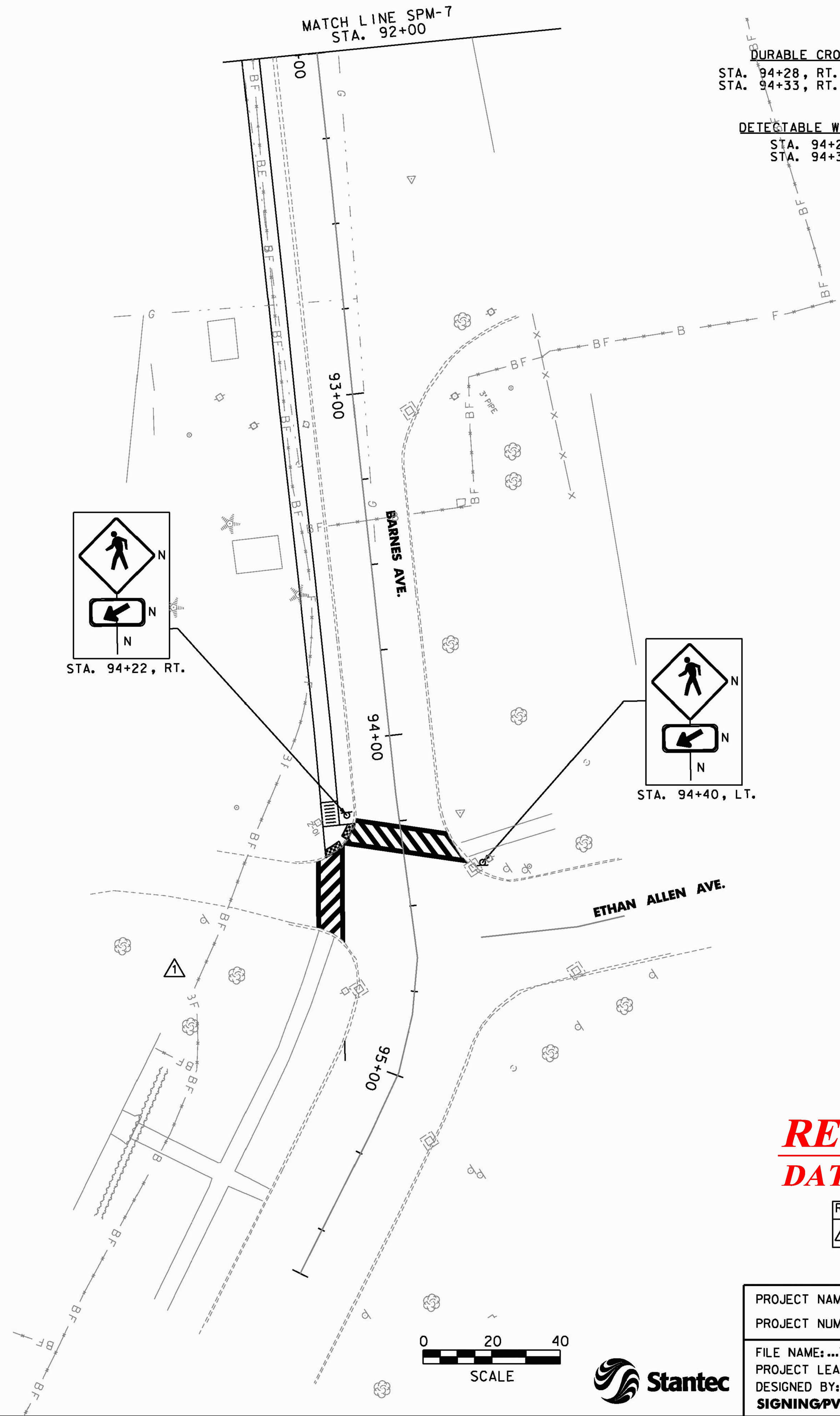


SIGN & DELINEATOR LEGEND

- N = NEW
- R = REMOVE
- R&S = REMOVE & SALVAGE
- S = SALVAGE SIGN
- RET = RETAIN
- = BACK TO BACK
- (B-B) = MATCH EXISTING CONDITIONS
- = EXISTING
- = PROPOSED

SIGNAGE PLAN NOTES:

1. ALL EXISTING SIGNS NOT SHOWN SHALL BE RETAINED UNLESS DIRECTED OTHERWISE BY THE RESIDENT ENGINEER.
2. SEE VTrans STANDARD E-121 FOR STANDARD SIGN PLACEMENT.
3. ALL TEMPORARY PAVEMENT MARKINGS SHALL BE TEMPORARY 4" LINE. TEMPORARY LETTER OR SYMBOL REQUIRED FOR TURN ARROWS ONLY.



RECORD DRAWING
DATE: DECEMBER 21, 2012

REVISION	BY	DATE
ADDENDUM - 1	JBL	01/24/11

PROJECT NAME:	COLCHESTER CAMPUS CONNECTOR
PROJECT NUMBER:	TCSP TCSE (007)
FILE NAME: ...\plotfiles\087-094_sign.pxf	PLOT DATE: 4/22/2011
PROJECT LEADER: JBL	DRAWN BY: PZA
DESIGNED BY: TFD	CHECKED BY: GGG
SIGNING/PVT MARKING PLAN SPM-8 SHEET 90 OF 153	

