

**LIGHTING CONSTRUCTION**

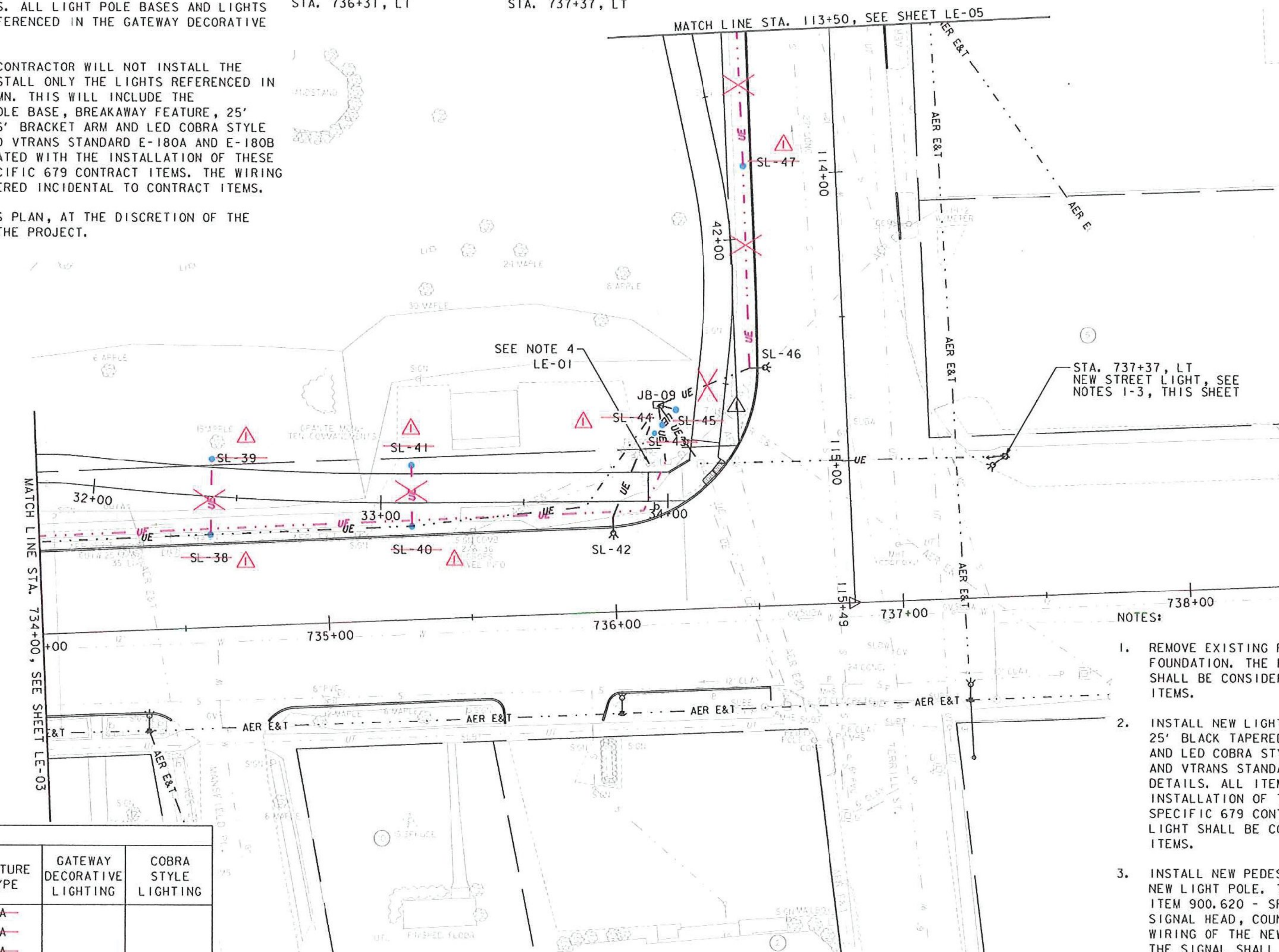
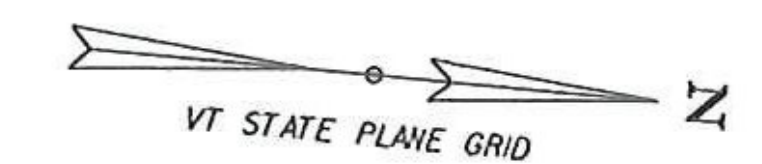
SPECIFIC FEATURES OF THE LIGHTING DESIGN WILL BE CONSTRUCTED AT THE DISCRETION OF THE CITY. THE CONTRACTOR SHALL INSTALL THE DECORATIVE LIGHTS ACCORDING TO THE DETAILS PROVIDED IN THIS PLAN SET AND THE SPECIAL PROVISIONS. ALL LIGHT POLE BASES AND LIGHTS WILL BE INSTALLED THAT ARE REFERENCED IN THE GATEWAY DECORATIVE LIGHTING COLUMN.

IF REQUIRED BY THE CITY, THE CONTRACTOR WILL NOT INSTALL THE DECORATIVE LIGHTS BUT WILL INSTALL ONLY THE LIGHTS REFERENCED IN THE COBRA STYLE LIGHTING COLUMN. THIS WILL INCLUDE THE INSTALLATION OF A NEW LIGHT POLE BASE, BREAKAWAY FEATURE, 25' BLACK TAPERED ALUMINUM POLE, 6' BRACKET ARM AND LED COBRA STYLE LUMINAIRE. REFER TO LGT-03 AND VTRANS STANDARD E-180A AND E-180B FOR DETAILS. ALL ITEMS ASSOCIATED WITH THE INSTALLATION OF THESE LIGHTS WILL BE PAID UNDER SPECIFIC 679 CONTRACT ITEMS. THE WIRING OF THE LIGHTS SHALL BE CONSIDERED INCIDENTAL TO CONTRACT ITEMS.

ALL OTHER LIGHTS SHOWN ON THIS PLAN, AT THE DISCRETION OF THE CITY, MAY BE ELIMINATED FROM THE PROJECT.

**SPECIAL PROVISION  
(ADJUST ELEVATION OF  
PULL BOX)**  
STA. 736+31, LT

**SPECIAL PROVISION  
(PEDESTRIAN SIGNAL  
HEADS, COUNTDOWN)**  
STA. 737+37, LT

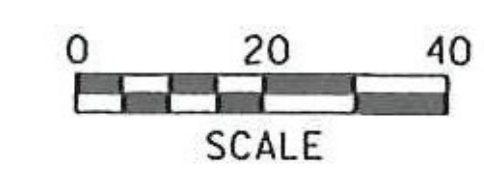


- NOTES:**
1. REMOVE EXISTING PEDESTRIAN SIGNAL HEAD, POLE AND FOUNDATION. THE REMOVAL OF THE EXISTING SIGNAL SHALL BE CONSIDERED INCIDENTAL TO 679 CONTRACT ITEMS.
  2. INSTALL NEW LIGHT POLE BASE, BREAKAWAY FEATURE, 25' BLACK TAPERED ALUMINUM POLE, 6' BRACKET ARM AND LED COBRA STYLE LUMINAIRE. REFER TO LGT-03 AND VTRANS STANDARD E-180A AND E-180B FOR DETAILS. ALL ITEMS ASSOCIATED WITH THE INSTALLATION OF THE NEW LIGHT WILL BE PAID UNDER SPECIFIC 679 CONTRACT ITEMS. THE WIRING OF THE LIGHT SHALL BE CONSIDERED INCIDENTAL TO CONTRACT ITEMS.
  3. INSTALL NEW PEDESTRIAN SIGNAL HEAD, COUNTDOWN, ON NEW LIGHT POLE. THE COUNTDOWN SHALL BE PAID AS ITEM 900.620 - SPECIAL PROVISION (PEDESTRIAN SIGNAL HEAD, COUNTDOWN) (US ROUTE 7 @ US BR 4). WIRING OF THE NEW PEDESTRIAN SIGNAL AND TIMING THE SIGNAL SHALL BE CONSIDERED INCIDENTAL TO THE ITEM.
  4. FOR LIGHTING AND ELECTRICAL NOTES SEE SHEET LE-01.

STREET LIGHTING SCHEDULE					
STREET LIGHT NO.	LOCATION	OFFSET	FIXTURE TYPE	GATEWAY DECORATIVE LIGHTING	COBRA STYLE LIGHTING
SL-38	734+60	32' LT	A		
SL-39	734+61	58' LT	A		
SL-40	735+30	32' LT	A		
SL-41	735+31	53' LT	A		
SL-42	736+00	33' LT	A	SEE NOTE 2	
SL-43	736+16	61' LT	D		
JB-09	736+17	71' LT	JB		
SL-44	736+18	64' LT	B	*	*
SL-45	736+23	69' LT	A		
SL-46	114+66	33' RT	C	SEE NOTE 2	
SL-47	113+96	32' RT	A		

- REVISION LEGEND**
- = STREET LIGHT TO BE REMOVED FROM THE CONTRACT
  - X- = WIRED CONDUIT TO BE REMOVED FROM THE CONTRACT
  - &#x26; = STREET LIGHTS TO BE INSTALLED

REVISION	BY	DATE
CONDUIT AND LIGHTING REMOVED FROM CONTRACT	TFD	11/05/13



PROJECT NAME: RUTLAND CITY	PLOT DATE: 11/5/2013
PROJECT NUMBER: STP 019-3(57)	DRAWN BY: PZA
FILE NAME: ...rur.lght.dgn	CHECKED BY: GAE
PROJECT LEADER: GAE	SHEET 359A OF 392
DESIGNED BY: TFD	
<b>LIGHTING &amp; ELECTRICAL PLAN LE-04</b>	