

LIGHTING CONSTRUCTION

SPECIFIC FEATURES OF THE LIGHTING DESIGN WILL BE CONSTRUCTED AT THE DISCRETION OF THE CITY. THE CONTRACTOR SHALL INSTALL THE DECORATIVE LIGHTS ACCORDING TO THE DETAILS PROVIDED IN THIS PLAN SET AND THE SPECIAL PROVISIONS. ALL LIGHT POLE BASES AND LIGHTS WILL BE INSTALLED THAT ARE REFERENCED IN THE GATEWAY DECORATIVE LIGHTING COLUMN.


IF REQUIRED BY THE CITY, THE CONTRACTOR WILL NOT INSTALL THE DECORATIVE LIGHTS BUT WILL INSTALL ONLY THE LIGHTS REFERENCED IN THE COBRA STYLE LIGHTING COLUMN. THIS WILL INCLUDE THE INSTALLATION OF A NEW LIGHT POLE BASE, BREAKAWAY FEATURE, 25' BLACK TAPERED ALUMINUM POLE, 6' BRACKET ARM AND LED COBRA STYLE LUMINAIRE. REFER TO LGT-03 AND VTRANS STANDARD E-180A AND E-180B FOR DETAILS. ALL ITEMS ASSOCIATED WITH THE INSTALLATION OF THESE LIGHTS WILL BE PAID UNDER SPECIFIC 679 CONTRACT ITEMS. THE WIRING OF THE LIGHTS SHALL BE CONSIDERED INCIDENTAL TO CONTRACT ITEMS.

ALL OTHER LIGHTS SHOWN ON THIS PLAN, AT THE DISCRETION OF THE CITY, MAY BE ELIMINATED FROM THE PROJECT.

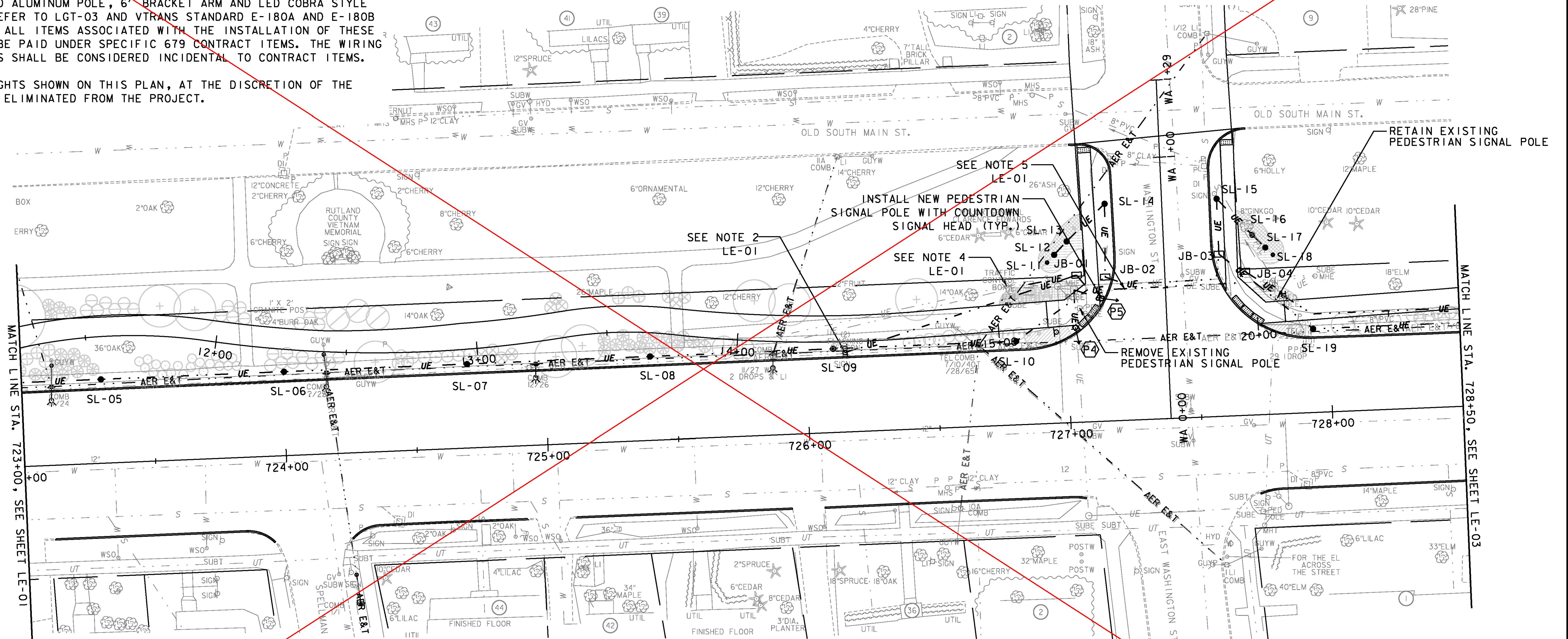
**FLASHING BEACON,
GROUND MOUNTED**
726+15, LT

**SPECIAL PROVISION
(ADJUST ELEVATION OF
PULL BOX)**
STA. 727+03, LT

**SPECIAL PROVISION (MODIFY
EXISTING PEDESTRIAN SIGNAL
SYSTEM, INTERSECTION) (US
ROUTE 7 @ WASHINGTON STREET)**
1 EACH



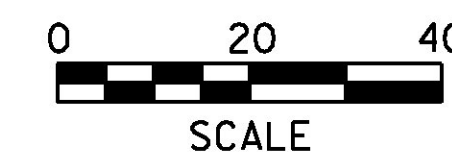
SEE REVISED SHEET 357A



STREET LIGHTING SCHEDULE				
STREET LIGHT NO.	LOCATION	OFFSET	FIXTURE TYPE	GATEWAY DECORATIVE LIGHTING
SL-05	723+30	32' LT	A	
SL-06	724+00	32' LT	A	
SL-07	724+70	32' LT	A	
SL-08	725+40	32' LT	A	
SL-09	726+10	32' LT	A	
SL-10	726+80	32' LT	A	
SL-11	726+93	62' LT	D	*
SL-12	726+96	64' LT	B	*
SL-13	727+01	69' LT	A	*
JB-01	727+05	56' LT	JB	
JB-02	727+15	55' LT	JB	

STREET LIGHTING SCHEDULE					
STREET LIGHT NO.	LOCATION	OFFSET	FIXTURE TYPE	GATEWAY DECORATIVE LIGHTING	COBRA STYLE LIGHTING
SL-14	727+16	83' LT	C	*	
SL-15	727+59	83' LT	C	*	
JB-03	727+59	62' LT	JB		
JB-04	727+69	55' LT	JB		
SL-16	727+72	69' LT	A	*	*
SL-17	727+77	64' LT	B	*	
SL-18	727+80	61' LT	D		
SL-19	727+94	32' LT	A		

NOTE:
1. FOR LIGHTING AND ELECTRICAL NOTES SEE SHEET LE-01.



PROJECT NAME:	RUTLAND CITY
PROJECT NUMBER:	STP 019-3(57)
FILE NAME:	...Trans\PlotFiles\rut_light.dgn
PLOT DATE:	7/12/2013
PROJECT LEADER:	GAE
DRAWN BY:	PZA
DESIGNED BY:	TFD
CHECKED BY:	GAE
LIGHTING & ELECTRICAL PLAN LE-02 SHEET 357 OF 392	