

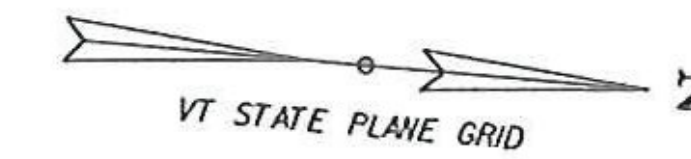
LIGHTING CONSTRUCTION

AT THE DISCRETION OF THE CITY, THE LIGHTS SHOWN ON THIS PLAN MAY BE ELIMINATED FROM THE PROJECT.

**SPECIAL PROVISION
(ADJUST ELEVATION OF
PULL BOX)**
STA. 718+49, LT
STA. 719+06, LT

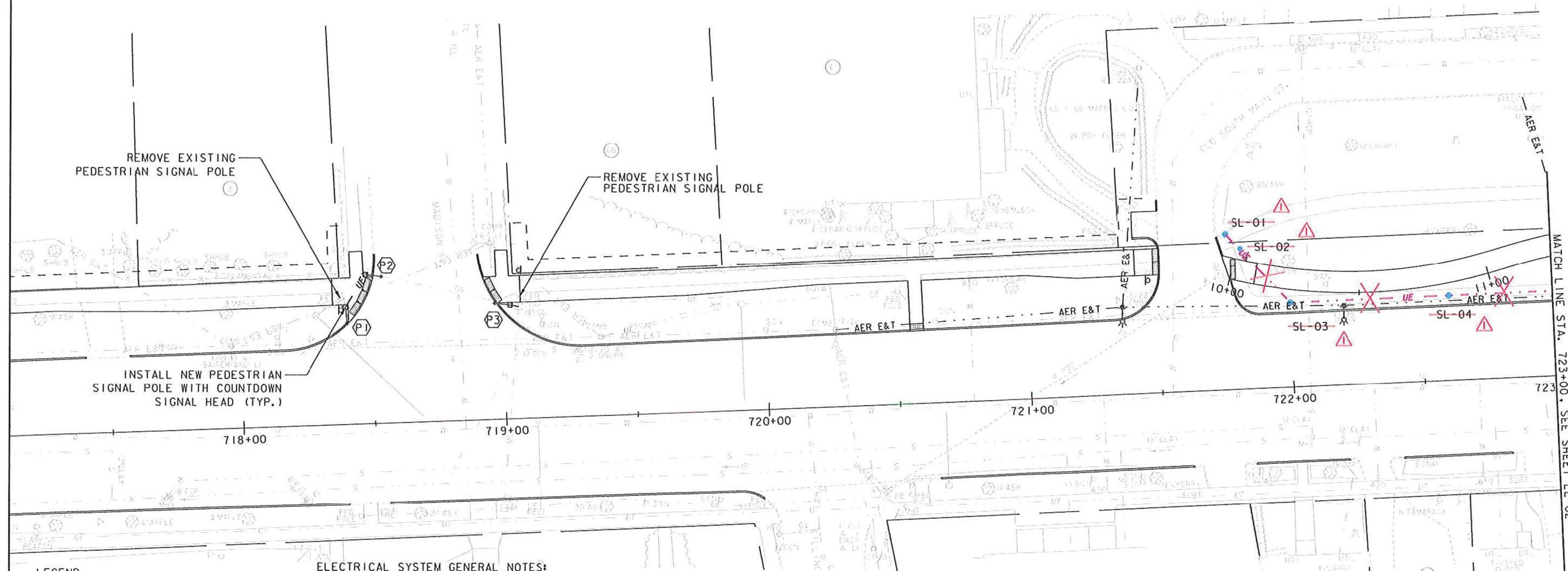
**SPECIAL PROVISION (MODIFY
EXISTING PEDESTRIAN SIGNAL
SYSTEM, INTERSECTION) (US
ROUTE 7 @ MADISON STREET)**
1 EACH

REVISION	BY	DATE
△ CONDUIT AND LIGHTING REMOVED FROM CONTRACT	TFD	11/05/13



REVISION LEGEND

- = STREET LIGHT TO BE REMOVED FROM THE CONTRACT
- X- = WIRED CONDUIT TO BE REMOVED FROM THE CONTRACT



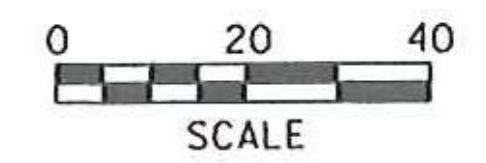
LEGEND

- = STREET LIGHT
- UE - = WIRED CONDUIT
- = JUNCTION BOX
- ⊗ = PEDESTRIAN SIGNAL

ELECTRICAL SYSTEM GENERAL NOTES:

1. ALL WORK ASSOCIATED WITH MODIFYING THE EXISTING PEDESTRIAN SIGNAL SYSTEM WILL BE PAID UNDER ITEM 900.620 - SPECIAL PROVISION (MODIFY EXISTING PEDESTRIAN SIGNAL SYSTEM, INTERSECTION) PER INTERSECTION BEING MODIFIED. THIS WORK SHALL INCLUDE, BUT IS NOT LIMITED TO: REMOVAL OF EXISTING PEDESTRIAN SIGNAL POLE AND SIGNAL, REMOVAL OF EXISTING WIRING, DISPOSAL, INSTALLATION OF NEW PEDESTRIAN SIGNAL POLE FOUNDATION, INSTALLATION OF NEW PEDESTRIAN SIGNAL HEAD, COUNTDOWN, WIRING AND RETIMING THE INTERSECTION SIGNAL SYSTEM. REFER TO PROJECT SPECIAL PROVISIONS FOR FURTHER INFORMATION.
2. GMP HAS TEMPORARILY POWERED THE EXISTING FLASHING BEACON FROM THEIR NEARBY POLE, DURING THEIR POLE RELOCATIONS. THESE TEMPORARY ELECTRICAL FEATURES WILL BE REMOVED, BY THE CONTRACTOR PER THE DIRECTION OF THE RESIDENT ENGINEER, ONCE THE NEW ELECTRICAL SYSTEM HAS BEEN CONSTRUCTED. ALL WORK ASSOCIATED WITH REMOVAL OF TEMPORARY ELECTRICAL FEATURES WILL BE PAID UNDER ITEM 900.645 - SPECIAL PROVISION (ELECTRIC DEMOLITION).
3. THE POWER FOR EACH EXISTING TRAFFIC CONTROL BOX, AT EACH INTERSECTION, GETS FED FROM A GMP POLE NEARBY. THESE POLES HAVE BEEN RELOCATED BY GMP. GMP HAS INSTALLED TEMPORARY POWER TO KEEP THE TRAFFIC CONTROL SYSTEM ACTIVE. THESE TEMPORARY ELECTRICAL FEATURES WILL BE REMOVED, BY THE CONTRACTOR PER THE DIRECTION OF THE RESIDENT ENGINEER, ONCE THE NEW ELECTRICAL SYSTEM HAS BEEN CONSTRUCTED. ALL WORK ASSOCIATED WITH REMOVAL OF TEMPORARY ELECTRICAL FEATURES WILL BE PAID UNDER ITEM 900.645 - SPECIAL PROVISION (ELECTRIC DEMOLITION).
4. EXISTING POWER DROP STANCHIONS SHALL BE ABANDONED AND REMOVED BY THE CONTRACTOR ONCE THE NEW ELECTRICAL SYSTEM HAS BEEN INSTALLED BY THE CONTRACTOR. REMOVAL OF EXISTING POWER DROP STANCHIONS WILL BE PAID UNDER ITEM 900.645 - SPECIAL PROVISION (ELECTRIC DEMOLITION).
5. THERE IS AN EXISTING DUCT BANK CROSSING UNDERNEATH CENTER AND WASHINGTON STREETS. ONE CONDUIT WILL BECOME VACANT DUE TO THIS CONSTRUCTION. USE THIS VACANT CONDUIT TO INSTALL NEW LIGHTING WIRE BENEATH THE ROAD.
6. ALL WORK TO REMOVE OR ABANDON ALL NECESSARY TEMPORARY ELECTRICAL FEATURES, AT THE DIRECTION OF THE RESIDENT ENGINEER, SHALL BE PAID UNDER ITEM 900.645 - SPECIAL PROVISION (ELECTRIC DEMOLITION).
7. FOR JUNCTION BOX DETAILS SEE VTRANS STANDARD E-173.
8. FOR CONDUIT SIZE & LOCATION SEE SHEET LGD-02.

STREET LIGHTING SCHEDULE			
STREET LIGHT NO.	LOCATION	OFFSET	FIXTURE TYPE
SL-01	721+76	59' LT	A
SL-02	721+89	53' LT	D
SL-03	722+00	32' LT	A
SL-04	722+60	32' LT	A



PROJECT NAME:	RUTLAND CITY
PROJECT NUMBER:	STP 019-3(57)
FILE NAME:	...rout_light.dgn
PROJECT LEADER:	GAE
DESIGNED BY:	TFD
LIGHTING & ELECTRICAL PLAN LE-01	
PLOT DATE:	11/5/2013
DRAWN BY:	PZA
CHECKED BY:	GAE
SHEET	356A OF 392