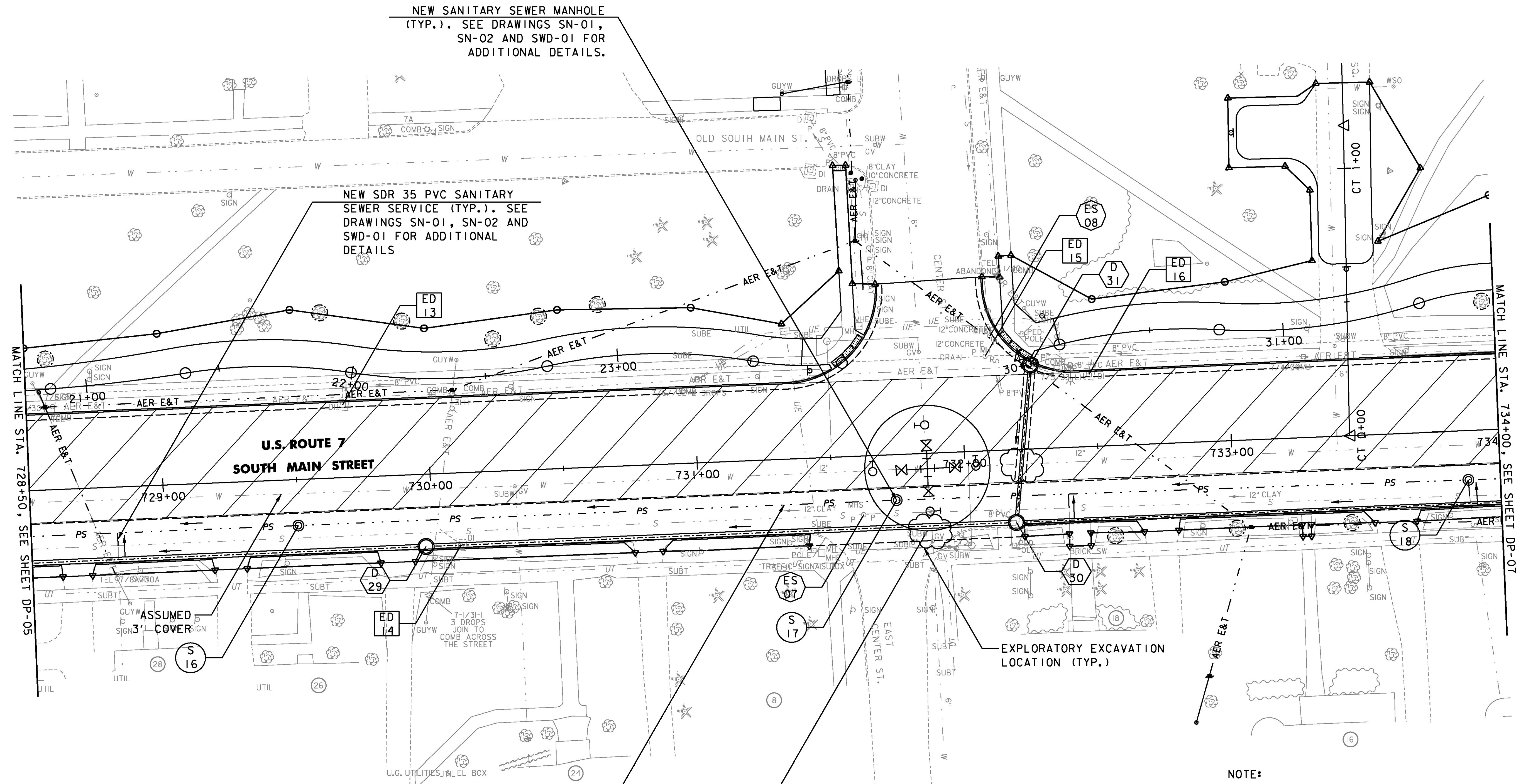
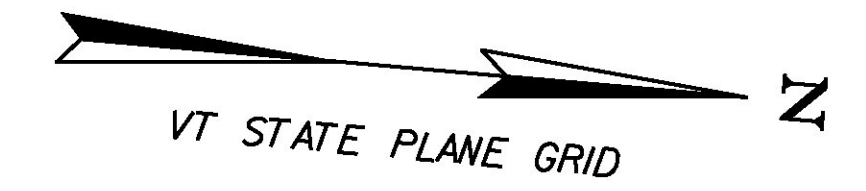


SPECIAL PROVISION  
 (ADJUST ELEVATION  
 OF VALVE BOX)  
 731+87, RT  
 733+40, LT



NEW SANITARY SEWER MANHOLE  
 (TYP.). SEE DRAWINGS SN-01,  
 SN-02 AND SWD-01 FOR  
 ADDITIONAL DETAILS.

NEW SDR 35 PVC SANITARY  
 SEWER SERVICE (TYP.). SEE  
 DRAWINGS SN-01, SN-02 AND  
 SWD-01 FOR ADDITIONAL  
 DETAILS

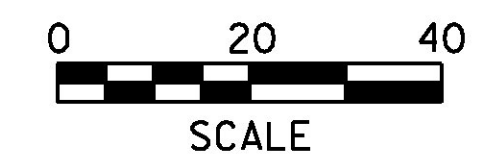
NEW SDR 35 PVC SANITARY SEWER  
 PIPE (TYP.). SEE DRAWINGS  
 SN-01, SN-02 AND SWD-01 FOR  
 ADDITIONAL DETAILS  
 NEW 4-WAY GATE VALVE  
 INSTALLATION WITH LINE STOPS.  
 SEE DRAWING SWD-05 FOR DETAILS.

EXPLORATORY EXCAVATION  
 LOCATION (TYP.)

MATCH LINE STA. 728+50, SEE SHEET DP-05

MATCH LINE STA. 734+00, SEE SHEET DP-07

NOTE:  
 1. FOR GENERAL NOTES AND LEGEND, SEE SHEET SS-01



PROJECT NAME:	RUTLAND CITY	PLOT DATE:	7/12/2013
PROJECT NUMBER:	STP 019-3(57)	DRAWN BY:	PZA
FILE NAME:	...PlotFiles\rut_drrnplan.dgn	DESIGNED BY:	TFD
PROJECT LEADER:	GAE	CHECKED BY:	GAE
<b>STORM AND UTILITY PLAN SS-06</b>		SHEET 301 OF 392	