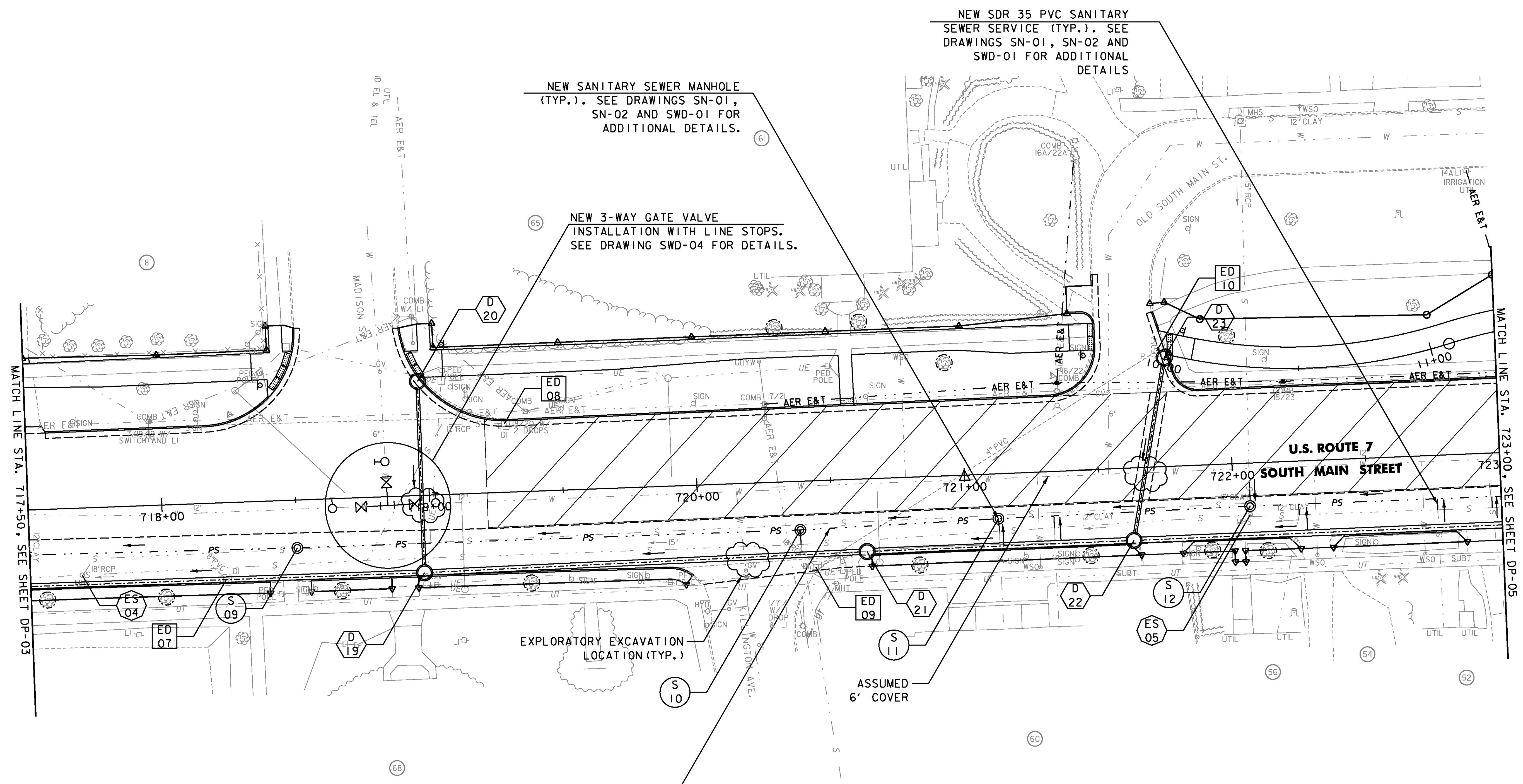
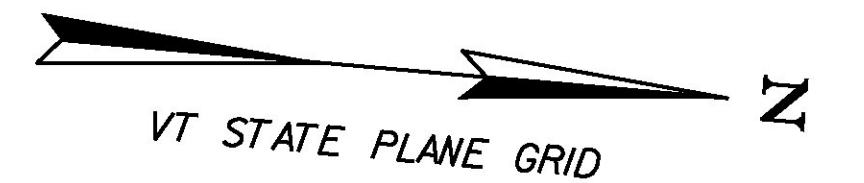


SPECIAL PROVISION  
(ADJUST ELEVATION  
OF VALVE BOX)  
720+17, RT

SPECIAL PROVISION  
(ADJUST ELEVATION  
OF WATER SHUT OFF)  
720+78, LT



NEW SANITARY SEWER MANHOLE  
(TYP.). SEE DRAWINGS SN-01,  
SN-02 AND SWD-01 FOR  
ADDITIONAL DETAILS.

NEW 3-WAY GATE VALVE  
INSTALLATION WITH LINE STOPS.  
SEE DRAWING SWD-04 FOR DETAILS.

NEW SDR 35 PVC SANITARY  
SEWER SERVICE (TYP.). SEE  
DRAWINGS SN-01, SN-02 AND  
SWD-01 FOR ADDITIONAL  
DETAILS

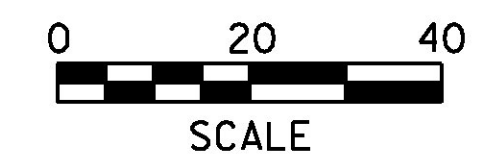
NEW SDR 35 PVC SANITARY SEWER  
PIPE (TYP.). SEE DRAWINGS  
SN-01, SN-02 AND SWD-01 FOR  
ADDITIONAL DETAILS

EXPLORATORY EXCAVATION  
LOCATION (TYP.)

ASSUMED  
6' COVER

NOTE:

1. FOR GENERAL NOTES AND LEGEND, SEE SHEET SS-01



|   |                      |
|---|----------------------|
| PROJECT NAME:                             | RUTLAND CITY         |
| PROJECT NUMBER:                           | STP 019-3(57)        |
| FILE NAME: ...\\PlotFiles\rut_drnplan.dgn | PLOT DATE: 7/12/2013 |
| PROJECT LEADER: GAE                       | DRAWN BY: PZA        |
| DESIGNED BY: TFD                          | CHECKED BY: GAE      |
| <b>STORM AND UTILITY PLAN SS-04</b>       | SHEET 299 OF 392     |