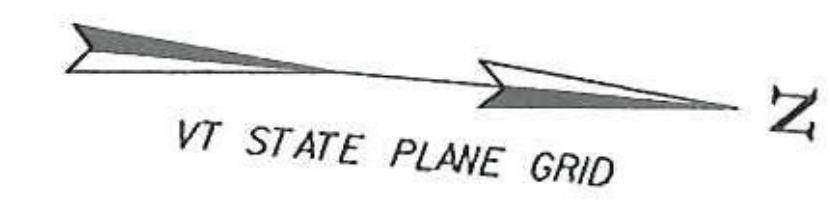


**SPECIAL PROVISION  
(ADJUST ELEVATION  
OF VALVE BOX)**

706+96, LT  
711+12, LT

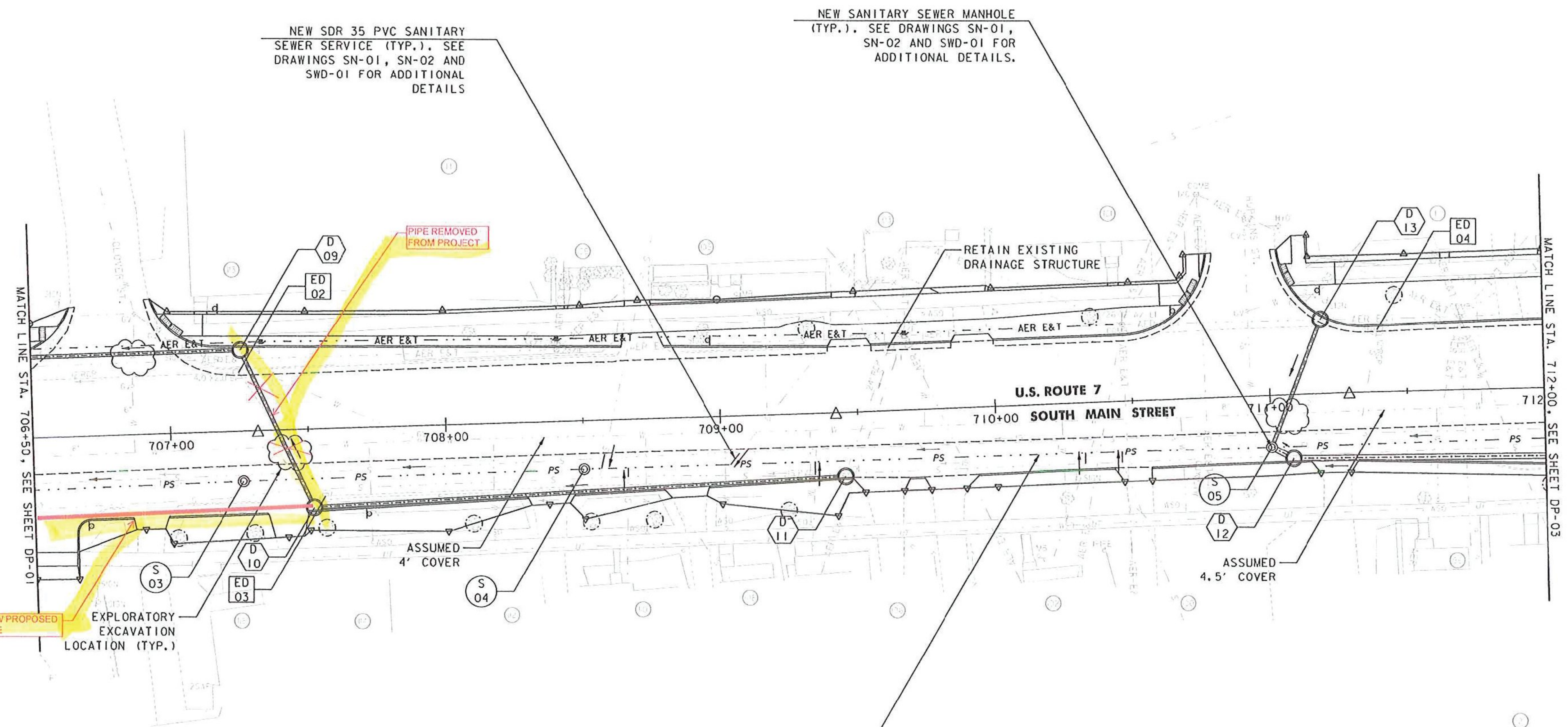
**SPECIAL PROVISION  
(ADJUST ELEVATION  
OF WATER SHUT OFF)**

709+17, LT  
709+75, LT  
711+76, LT



NEW SDR 35 PVC SANITARY  
SEWER SERVICE (TYP.). SEE  
DRAWINGS SN-01, SN-02 AND  
SWD-01 FOR ADDITIONAL  
DETAILS

NEW SANITARY SEWER MANHOLE  
(TYP.). SEE DRAWINGS SN-01,  
SN-02 AND SWD-01 FOR  
ADDITIONAL DETAILS.



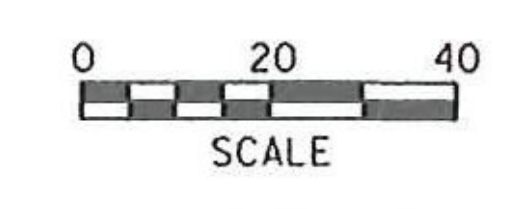
NEW PROPOSED  
PIPE  
EXPLORATORY  
EXCAVATION  
LOCATION (TYP.)

Revised  
4/25/11

NEW SDR 35 PVC SANITARY SEWER  
PIPE (TYP.). SEE DRAWINGS  
SN-01, SN-02 AND SWD-01 FOR  
ADDITIONAL DETAILS

NOTE:

I. FOR GENERAL NOTES AND LEGEND, SEE SHEET SS-01



PROJECT NAME:	RUTLAND CITY
PROJECT NUMBER:	STP 019-3(57)
FILE NAME: ...PlotFiles\rut_drnplan.dgn	PLOT DATE: 7/12/2013
PROJECT LEADER: GAE	DRAWN BY: PZA
DESIGNED BY: TFD	CHECKED BY: GAE
<b>STORM AND UTILITY PLAN SS-02</b>	SHEET 297 OF 392