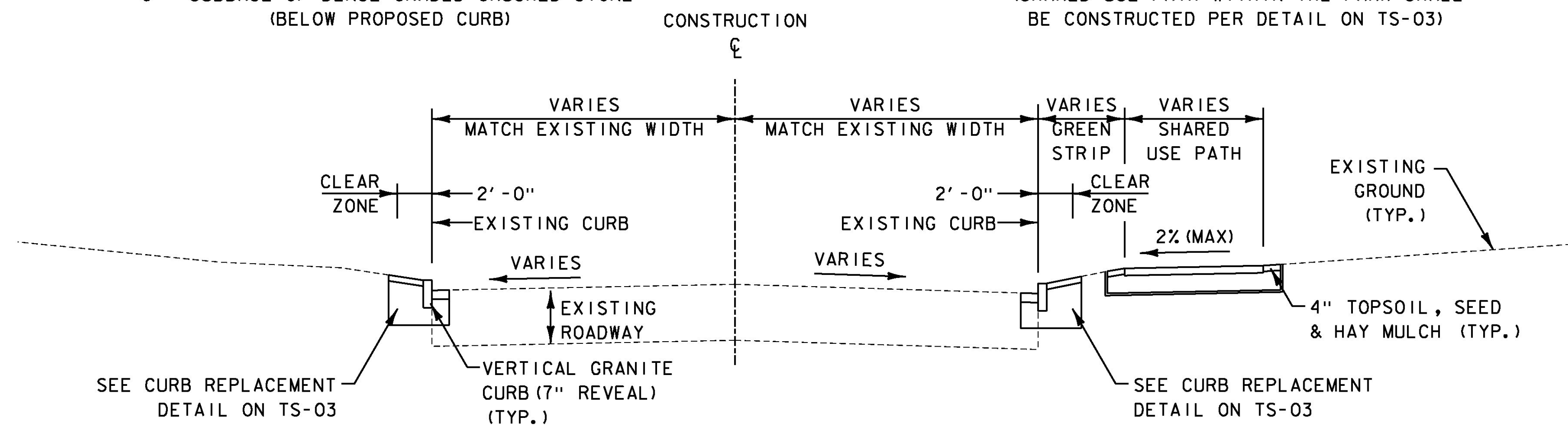


CURB REPLACEMENT:
 1½" SUPERPAVE BITUMINOUS CONCRETE PAVEMENT (1, 1½" LIFTS - TYPE IVS)
 3" SUPERPAVE BITUMINOUS CONCRETE PAVEMENT (2, 1½" LIFTS - TYPE IIS)
 6" SUBBASE OF DENSE GRADED CRUSHED STONE
 (BELOW PROPOSED CURB)

SHARED USE PATH CONSTRUCTION:
 3" SUPERPAVE BITUMINOUS CONCRETE PAVEMENT (2, 1½" LIFTS-TYPE IVS)
 6" SUBBASE OF CRUSHED GRAVEL, FINE GRADED
 (SHARED USE PATH WITHIN THE PARK SHALL
 BE CONSTRUCTED PER DETAIL ON TS-03)

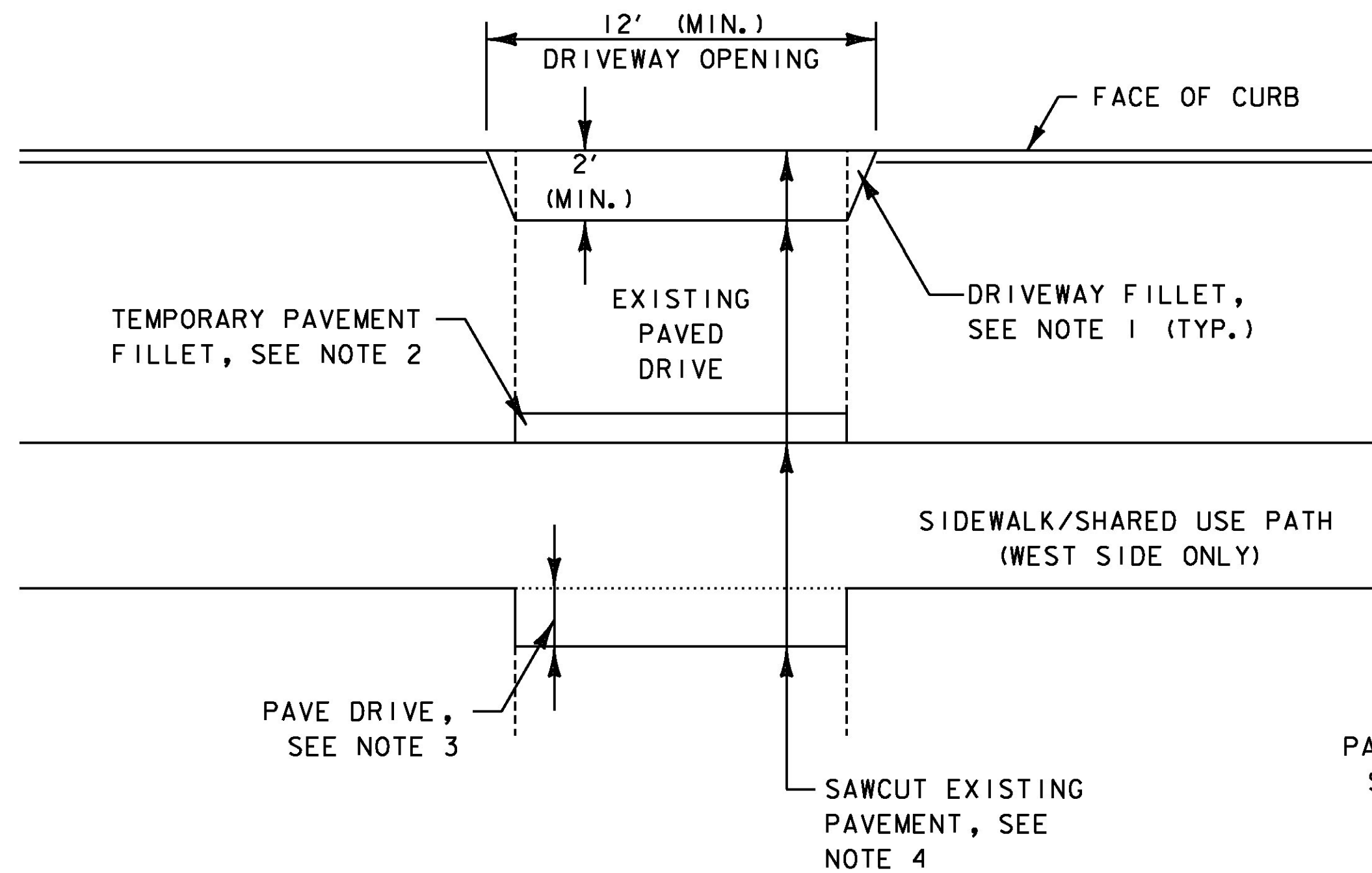


WEST STREET

STA. 111+63.43 TO STA. 115+49.06
 N. T. S.

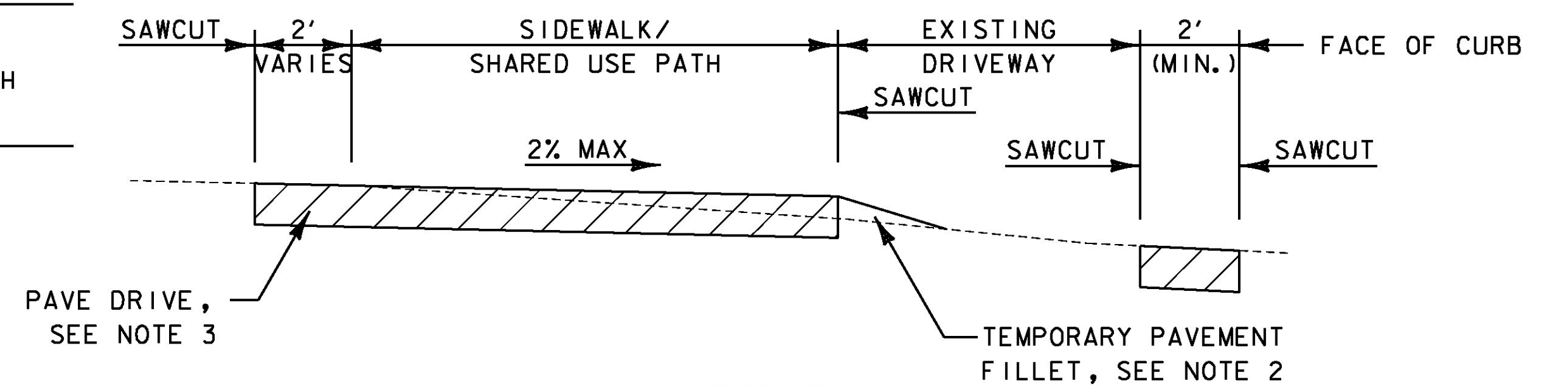
DRIVE NOTES:

- EXCAVATE AND PAVE FILLET, WHERE NECESSARY, TO MEET THE MINIMUM DRIVEWAY OPENING. PAVEMENT SHALL BE 2" SUPERPAVE BITUMINOUS CONCRETE PAVEMENT. WORK SHALL BE PAID AS ITEM 900.675 SPECIAL PROVISION (HAND-PLACED BITUMINOUS CONCRETE MATERIAL, DRIVES).
- WHERE CONSTRUCTION SCHEDULE DICTATES, NEW SIDEWALK CONSTRUCTION CREATES A LIP GREATER THAN 1" AND DRIVEWAY IS NOT SCHEDULED TO BE RECONSTRUCTED IN A TIMELY MANNER, A TEMPORARY PAVEMENT FILLET SHALL BE INSTALLED. THIS PAVEMENT SHALL BE REMOVED COMPLETELY DURING DRIVEWAY RECONSTRUCTION. THIS INSTALLATION AND REMOVAL SHALL BE PAID UNDER ITEM 900.680 SPECIAL PROVISION (BITUMINOUS CONCRETE PAVEMENT, SMALL QUANTITY).
- PAVE DRIVE 2' BEYOND EDGE OF SIDEWALK OR SHARED USE PATH WITH 2" SUPERPAVE BITUMINOUS CONCRETE PAVEMENT, TYPE IVS. PAVEMENT SHALL BE 2" SUPERPAVE BITUMINOUS CONCRETE PAVEMENT. WORK SHALL BE PAID AS ITEM 900.675 SPECIAL PROVISION (HAND-PLACED BITUMINOUS CONCRETE MATERIAL, DRIVES).
- ALL SAWCUTTING WITHIN DRIVEWAYS SHALL BE CONSIDERED INCIDENTAL TO ITEM 900.675 SPECIAL PROVISION (HAND-PLACED BITUMINOUS CONCRETE MATERIAL, DRIVES).
- WHERE EXCAVATION FOR UTILITIES OR EXCAVATION FOR NEW CURB NECESSITATES EXCAVATION OF DRIVES, CONTRACTOR SHALL REPLACE WITH 12" OF SUBBASE DENSE GRADED CRUSHED STONE (18" FOR COMMERCIAL DRIVES) AND 2" OF SUPERPAVE BITUMINOUS CONCRETE PAVEMENT.



PAVING LIMITS FOR DRIVES

STA. 709+42.17 TO STA. 737+12.02
 N. T. S.



DRIVE SECTION

N. T. S.

PROJECT NAME: RUTLAND CITY
 PROJECT NUMBER: STP 019-3(57)

FILE NAME: ...Trans\PlotFiles\typicals.dgn PLOT DATE: 7/12/2013
 PROJECT LEADER: GAE DRAWN BY: PZA
 DESIGNED BY: TFD CHECKED BY: GAE
TYPICAL SECTIONS TS-02 SHEET 265 OF 392

