STATE OF VERMONT
AGENCY OF TRANSPORTATION

TRAFFIC SIGN SUMMARY SHEET 28 (ALT B)

MILEMARKER, STATION, OR SIGN NUMBER	SIGN LEGEND	SIGN DIMENSIONS EA	WIDTH (in)	HEIGHT (in)	NEW & SALVAGED SIGNS "A"	"B"	SALV SIGN	SALV TIS	EXIST POST RETAIN	SALVAGE	NEW SIGN POSTS NO. OF POSTS	FLANGED CHANNEL lb/ft 1.12	2.0	3.0	SQUARE STEEL (in) lb/ft 1.75 1.88	2.0 2.42	2.5 3.35	ANCHOR	SLEEVE	TUBULAR ALUMINUM Ø (in) lb/ft 3.0 1.3	4.0 1.7	4.0 MOD 1.7	TUBULAR STEEL Ø (in) lb/ft FOUND-ATION	3.0 7.6	3.5 9.0	4.0 10.8	5.0 14.6	W-SHAPE STEEL FTG. SIZE 24"	30"	WEIGHT	POST SIZE	SIGNS REQUIRED	REMARKS SHS = FHWA STANDARD HIGHWAY SIGNS BOOK	SIGN DETAIL DETAIL IN SHS	DETAIL ON DWG. NUMBER	STD. SHEET NUMBER
U.S. ROUTE 4:																																				
~~60+56.0, RT~~		~~1~~	~~30~~	~~30~~	~~6.25~~						~~2~~					~~X~~		~~X~~		SIGN INSTALLED AS			ALT A										SIGN ID CODE W2-3	X		
		~~1~~	~~24~~	~~18~~	~~3.00~~															SIGN INSTALLED AS			ALT A												240	
~~64+41.0, LT~~		~~1~~	~~24~~	~~30~~	~~5.00~~						~~2~~					~~X~~		~~X~~		SIGN INSTALLED AS			ALT A										SIGN ID CODE R2-1	X		
		~~1~~	~~24~~	~~12~~	~~2.00~~															SIGN INSTALLED AS			ALT A										SIGN ID CODE M4-14	X		
		~~1~~	~~24~~	~~24~~	~~4.00~~															SIGN INSTALLED AS			ALT A										SIGN ID CODE R8-3	X		
~~65+47.0, RT~~	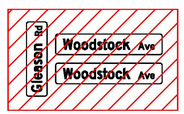	~~1~~	~~42~~	~~12~~	~~3.50~~						~~2~~					~~X~~		~~X~~		SIGN INSTALLED AS			ALT A										BACK-TO-BACK DOUBLE SIDED SIGN, SIGN ID CODE D3-1		241	
		~~1~~	~~60~~	~~12~~	~~5.00~~																												SIGN ID CODE D3-1		240	
		~~1~~	~~60~~	~~12~~	~~5.00~~																												SIGN ID CODE D3-1		240	
																																	TOP MOUNTING BRACKET REQUIRED TO INSTALL SIGN ON POST. COSTS ASSOCIATED WITH THIS BRACKET ARE INCIDENTAL TO THE SIGN POST.			
~~66+03.0, RT~~		~~1~~	~~30~~	~~30~~	~~6.25~~						~~1~~					~~X~~		~~X~~		SIGN INSTALLED AS			ALT A										BACK-TO-BACK SIGN ID CODE RI-1	X		
		~~1~~	~~6~~	~~10~~	~~0.42~~																												SIGN ID CODE VD-700			E-138
~~66+06.0, LT~~	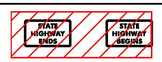	~~1~~	~~24~~	~~18~~	~~3.00~~						~~1~~					~~X~~		~~X~~		SIGN INSTALLED AS			ALT A										BACK-TO-BACK SIGN ID CODE VR-038			E-141
		~~1~~	~~24~~	~~18~~	~~3.00~~																												SIGN ID CODE VR-039			E-141
~~66+26.4, LT~~		~~1~~	~~72~~	~~10~~	~~5.00~~						~~2~~					~~X~~		~~X~~		SIGN INSTALLED AS			ALT A										SIGN ID CODE VD-024		14	
		~~1~~	~~6~~	~~10~~	~~0.42~~															SIGN INSTALLED AS			ALT A										SIGN ID CODE VD-700			E-138
		~~1~~	~~6~~	~~10~~	~~0.42~~																												SIGN ID CODE VD-700			E-138
												LF	LF	LF	LF	LF ~~140~~	LF		EA.	LB	LB	LB		LB	LB	LB	LB								
TOTALS					SF ~~52.26~~ 0.00	SF	EA.	SF				LF			LF ~~140~~ 0.00					LB			EA.	LB				EA.	EA.	LB					

FINAL POST LENGTHS ARE TO BE DETERMINED IN THE FIELD. POST SIZES ARE COMPUTED BASED ON INFORMATION FURNISHED ON THE STANDARD SHEETS AND THE VTRANS "SIGN POST DESIGN GUIDELINE."

TRAFFIC SIGN SUMMARY SHEET #28 ALTERNATE B

PROJECT NAME: RUTLAND CITY
PROJECT NUMBER: NH 2716(1)

FILE NAME: p07d188.dgn
PROJECT LEADER: D.E.G.
DESIGNED BY: M.J.M.
IPARM FILE: 07d188tss28B.1

PLOT DATE: 7/19/2013
DRAWN BY: M.E.D.
CHECKED BY: D.E.G.
SHEET 236 OF 392

FILE NAME = U:\17762\CADD\MSTN\NH 2716\US 4 Bike Lanes\07d188_tss_28B.dgn
DATE/TIME = 7/19/2013
USER = 4916