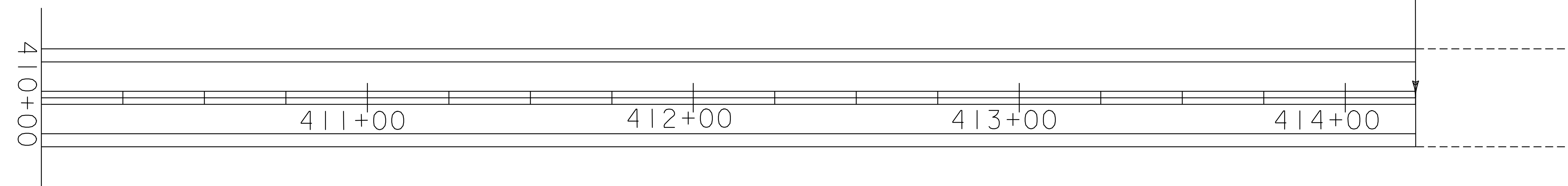
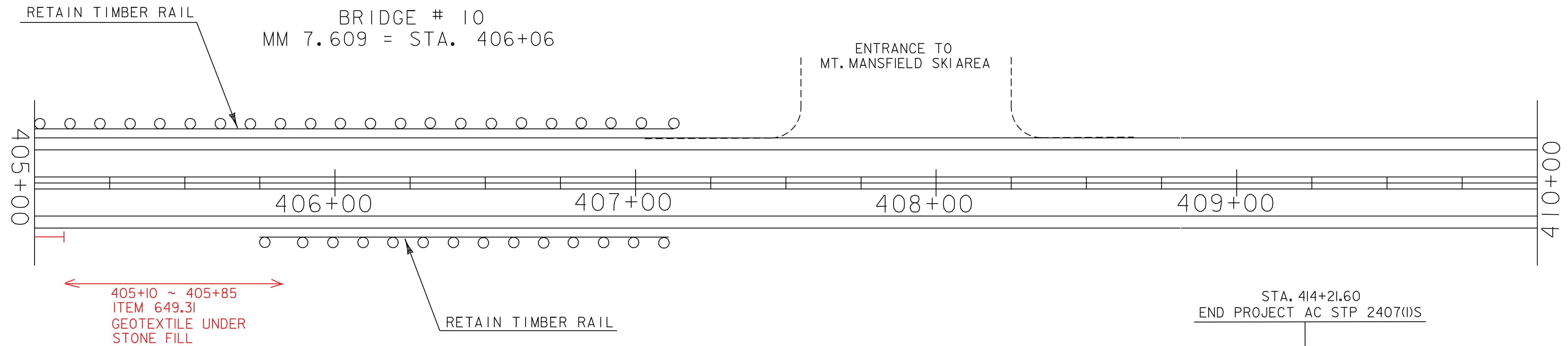
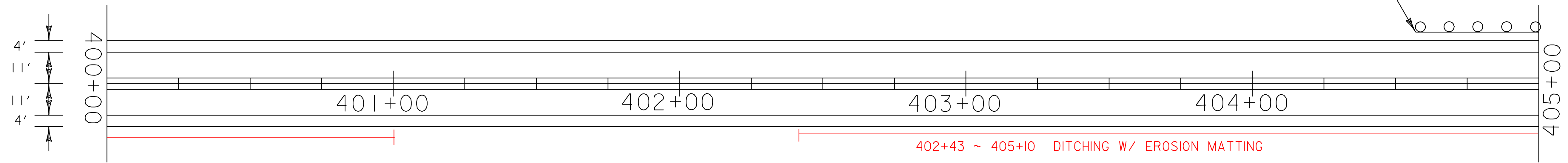


DURABLE AND TEMPORARY 4'' WHITE LINE
 STA. 400+00 - STA. 414+21.60 LT & RT (EDGE LINE)
 DURABLE AND TEMPORARY 4'' YELLOW LINE
 STA. 400+00 - STA. 414+21.60 LT & RT (DOUBLE YELLOW CL)



**PAVING
 PROJECT
 LAYOUT
 #42**

PROJECT NAME: STOWE	PLOT DATE: 11-JUN-2007 13:46
PROJECT NUMBER: AC STP 2407(I)S	DRAWN BY: LOCKE
FILE NAME: p04c048.dgn	CHECKED BY: PAVT MGMT
PROJECT LEADER: WOOLAVER	SHEET 51 OF 69
DESIGNED BY: LOCKE	
p04c048i42.i	