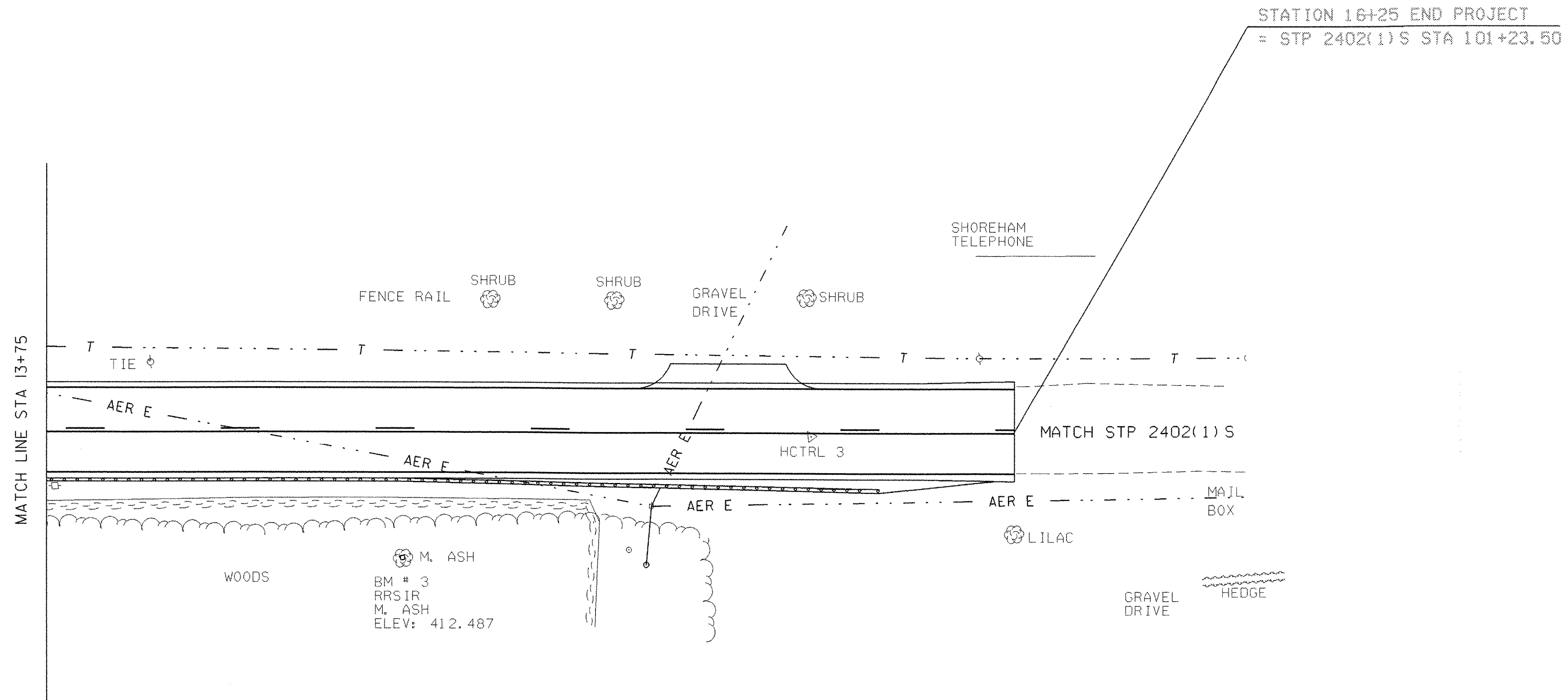



646.40 DURABLE 4" WHITE LINE (THERMOPLASTIC)  
 STA 13+75.0 - 16+25.0 LT & RT

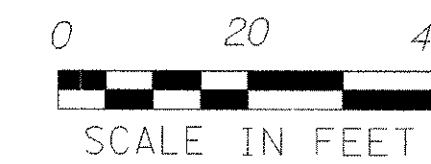
646.41 DURABLE 4" YELLOW LINE (THERMOPLASTIC)  
 STA 13+75.0 - 16+25.0 LT (DASHED)  
 STA 13+75.0 - 16+25.0 RT (SOLID)

646.60 TEMPORARY 4" WHITE LINE (PAINT)  
 STA 13+75.0 - 16+25.0 LT & RT

646.61 TEMPORARY 4" YELLOW LINE (PAINT)  
 STA 13+75.0 - 16+25.0 LT (DASHED)  
 STA 13+75.0 - 16+25.0 RT (SOLID)



**SIGN LEGEND**  
 R = REMOVE  
 S = SALVAGE  
 N = NEW  
 RET = RETAIN  
 B-B = BACK TO BACK  
 EXISTING = - - - - -  
 NEW = \_\_\_\_\_



PROJECT NAME:	HUBBARDTON
PROJECT NUMBER:	ST 016(23)
FILE NAME: /03c044/Design/d03c044tsbdr	PLOT DATE: 21-MAR-2006
PROJECT LEADER: K. UPMAL	DRAWN BY: J. DEVLIN
DESIGNED BY: J. DEVLIN	CHECKED BY: R. DELLASANTA
TRAFFIC SIGNS & LINES PLAN SHEET 3	SHEET 72 OF 92