

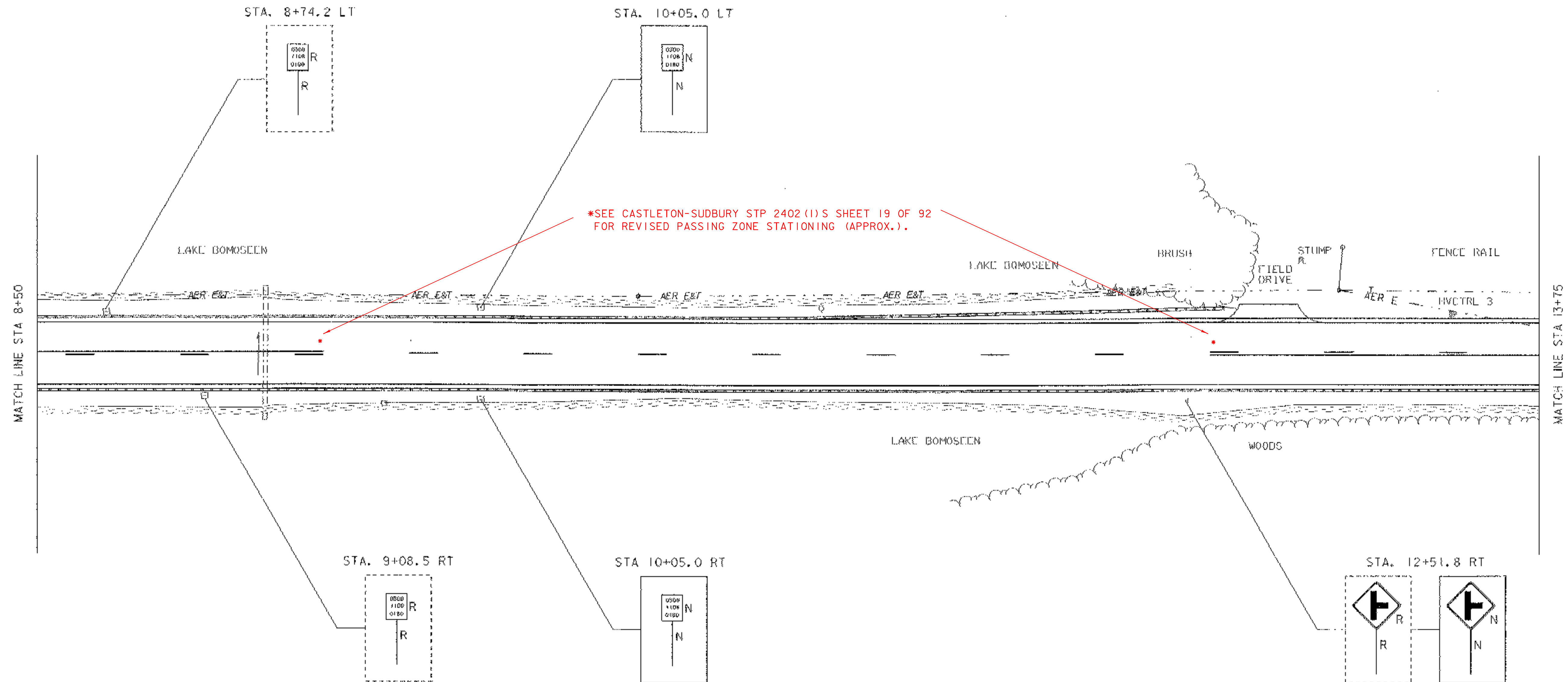
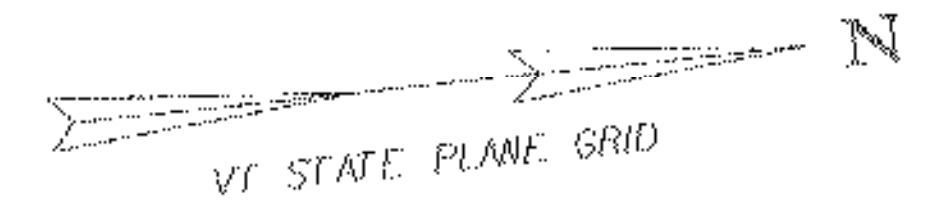
646.40 DURABLE 4" WHITE LINE (THERMOPLASTIC)
 STA 8+50.0 - 13+75.0 LT & RT

646.60 TEMPORARY 4" WHITE LINE (PAINT)
 STA 8+50.0 - 13+75.0 LT & RT

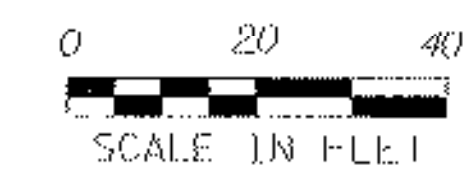
675.50 REMOVING SIGNS
 STA 8+74.2 LT
 STA 9+08.5 RT
 STA 12+51.8 RT

646.41 DURABLE 4" YELLOW LINE (THERMOPLASTIC)
 STA 8+50.0 - 9+50.0 LT (SOLID)
 STA 8+50.0 - 9+50.0 RT (DASHED)
 STA 9+50.0 - 12+60.0 CL (DASHED)
 STA 12+60.0 - 13+75.0 LT (DASHED)
 STA 12+60.0 - 13+75.0 RT (SOLID)

646.61 TEMPORARY 4" YELLOW LINE (PAINT)
 STA 8+50.0 - 9+50.0 LT (SOLID)
 STA 8+50.0 - 9+50.0 RT (DASHED)
 STA 9+50.0 - 12+60.0 CL (DASHED)
 STA 12+60.0 - 13+75.0 LT (DASHED)
 STA 12+60.0 - 13+75.0 RT (SOLID)



SIGN LEGEND
 R = REMOVE
 S = SALVAGE
 N = NEW
 RET = RETAIN
 B-B = BACK TO BACK
 EXISTING = _____
 NEW = _____



PROJECT NAME: HUBBARDTON	
PROJECT NUMBER: ST 016K(23)	
FILE NAME: /03c044/Design/d03c044t/sbdr	PLOT DATE: 21-MAR-2006
PROJECT LEADER: K. UPVAL	DRAWN BY: J. DEVLIN
DESIGNED BY: J. DEVLIN	CHECKED BY: R. DELLASANTA
TRAFFIC SIGNS & LINES PLAN SHEET 2	SHEET 11 OF 92