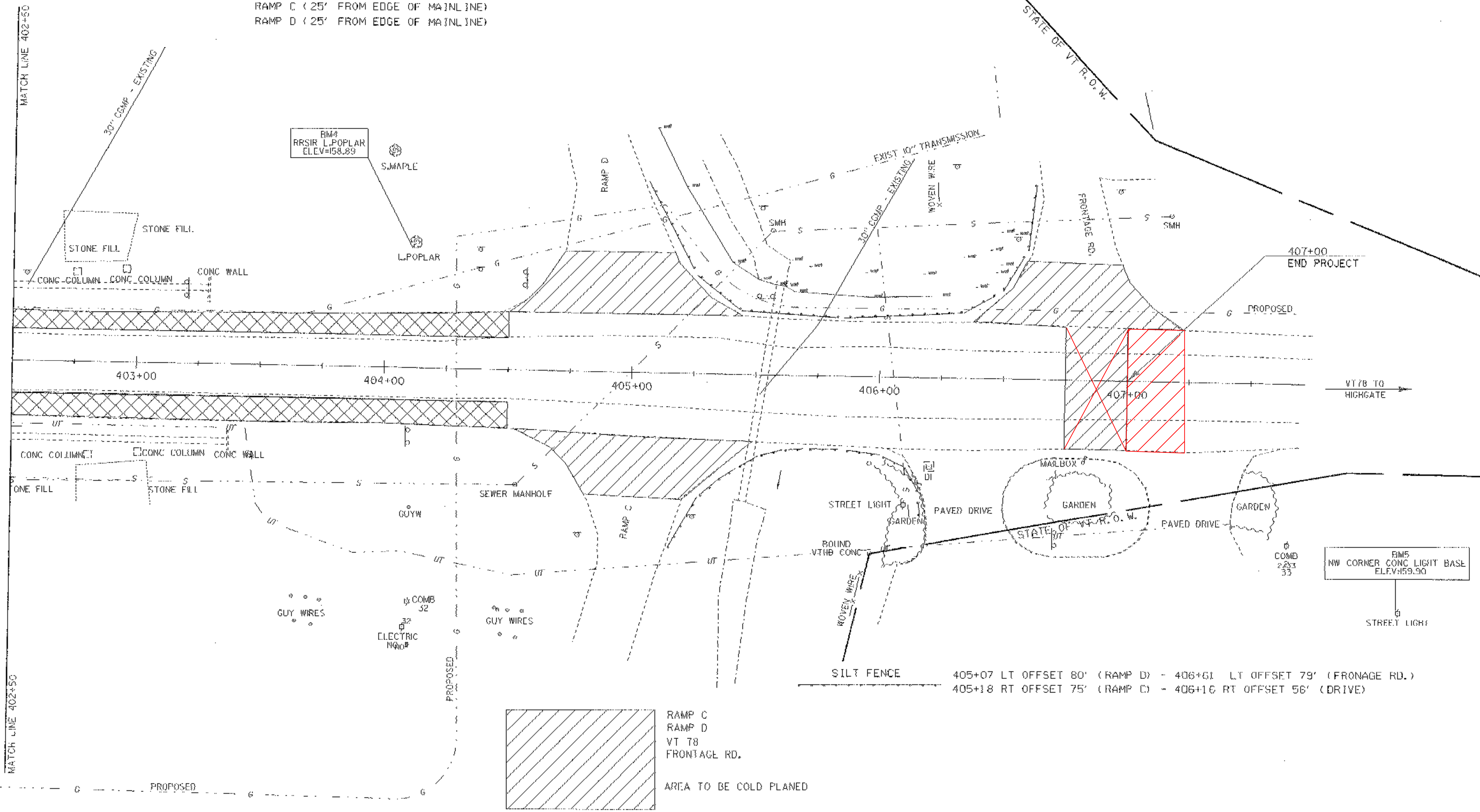




**COLD PLANING -
BITUMINOUS CONCRETE
PAVEMENT**

~~404+50 - 407+00~~ 407+00 - 407+21
RAMP C (25' FROM EDGE OF MAINLINE)
RAMP D (25' FROM EDGE OF MAINLINE)



 RAMP C
 RAMP D
 VT 78
 FRONTAGE RD.
 AREA TO BE COLD PLANED

 VT 78
 AREA TO BE EXCAVATED TO A DEPTH OF 8 INCHES
 BELOW THE EXISTING SURFACE AND REPLACED WITH
 6 INCHES OF BCP TYPE (12-LIFT) AND 2 INCHES
 BCP TYPE (11-LIFT)



CONSTRUCTION LAYOUT SHEET

SHEET MODIFIED: 10/3/2006
 BY: JFG
 REMOVED (EXCAVATION OF SURFACES AND
 PAVEMENT) NOTE

PROJECT NAME: SWANTON	PLOT DATE: 03-OCT-2006
PROJECT NUMBER: HES 036-1(12)	DRAWN BY: S. HISMAN
FILE NAME: +04b212bdr.dgn	CHECKED BY: traffic
PROJECT LEADER: B. NYQUIST	SHEET 7 OF 16
DESIGNED BY: S. HISMAN	
+d212102	