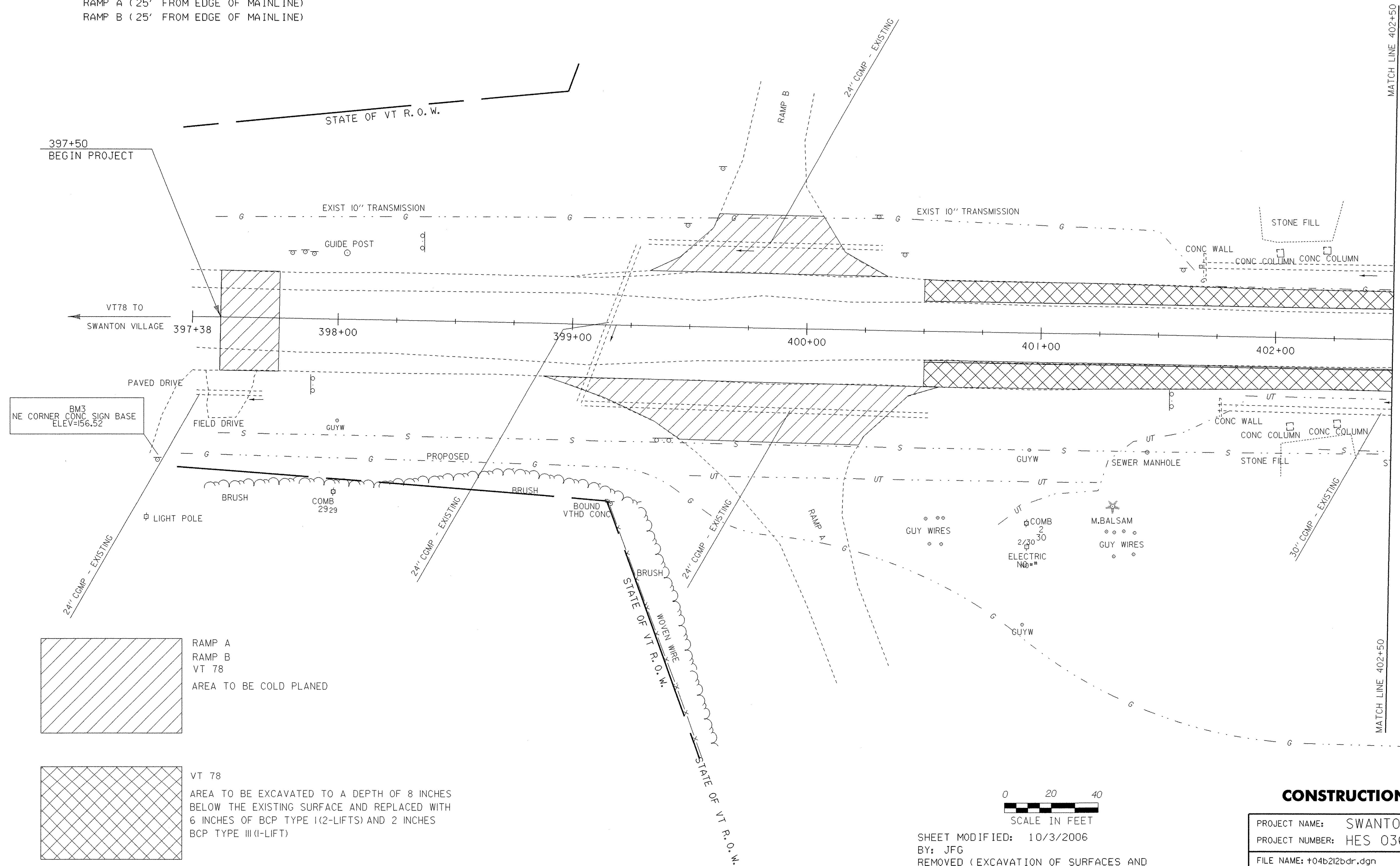

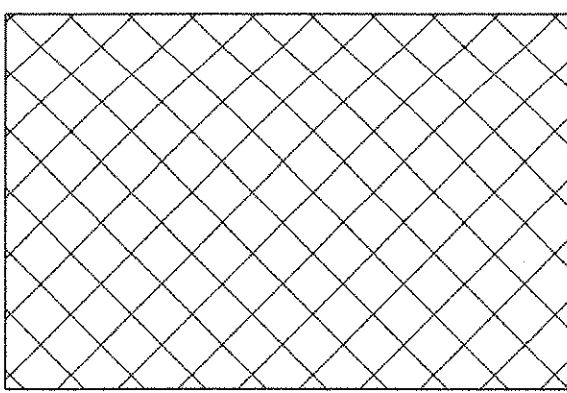


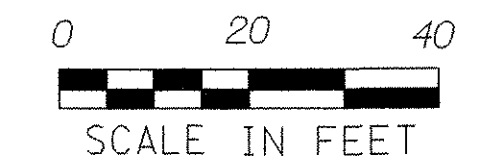
**COLD PLANING -  
BITUMINOUS CONCRETE  
PAVEMENT**

397+50 - 400+50  
RAMP A (25' FROM EDGE OF MAINLINE)  
RAMP B (25' FROM EDGE OF MAINLINE)



 RAMP A  
RAMP B  
VT 78  
AREA TO BE COLD PLANED

 VT 78  
AREA TO BE EXCAVATED TO A DEPTH OF 8 INCHES  
BELOW THE EXISTING SURFACE AND REPLACED WITH  
6 INCHES OF BCP TYPE I(2-LIFTS) AND 2 INCHES  
BCP TYPE III (1-LIFT)



SHEET MODIFIED: 10/3/2006  
 BY: JFG  
 REMOVED (EXCAVATION OF SURFACES AND  
 PAVEMENT) NOTE

**CONSTRUCTION LAYOUT SHEET**

PROJECT NAME:	SWANTON	PLOT DATE:	03-OCT-2006
PROJECT NUMBER:	HES 036-1(12)	DRAWN BY:	S. HISMAN
FILE NAME:	+04b212bdr.dgn	CHECKED BY:	traffic
PROJECT LEADER:	B. NYQUIST	SHEET	6 OF 16
DESIGNED BY:	S. HISMAN		
+d212101			