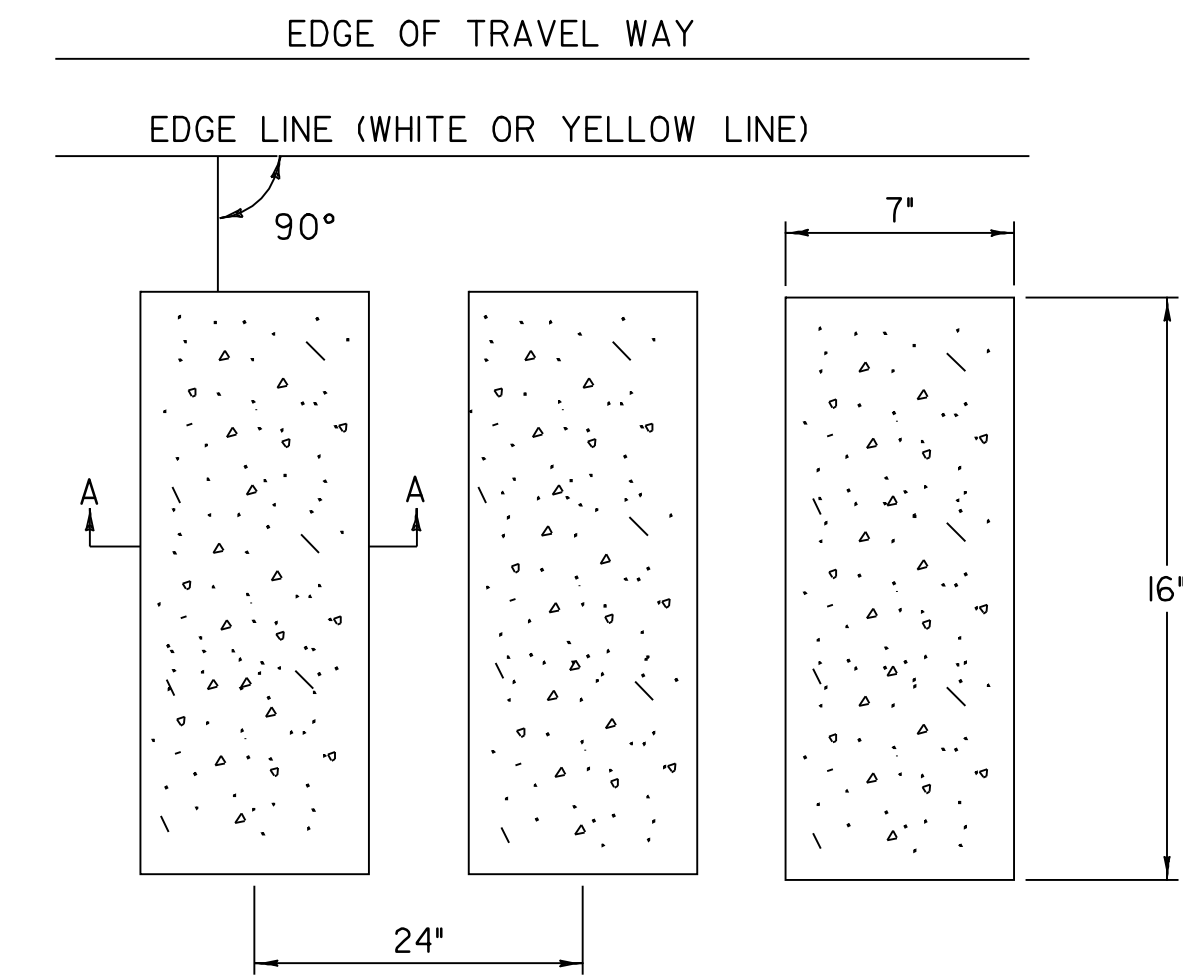


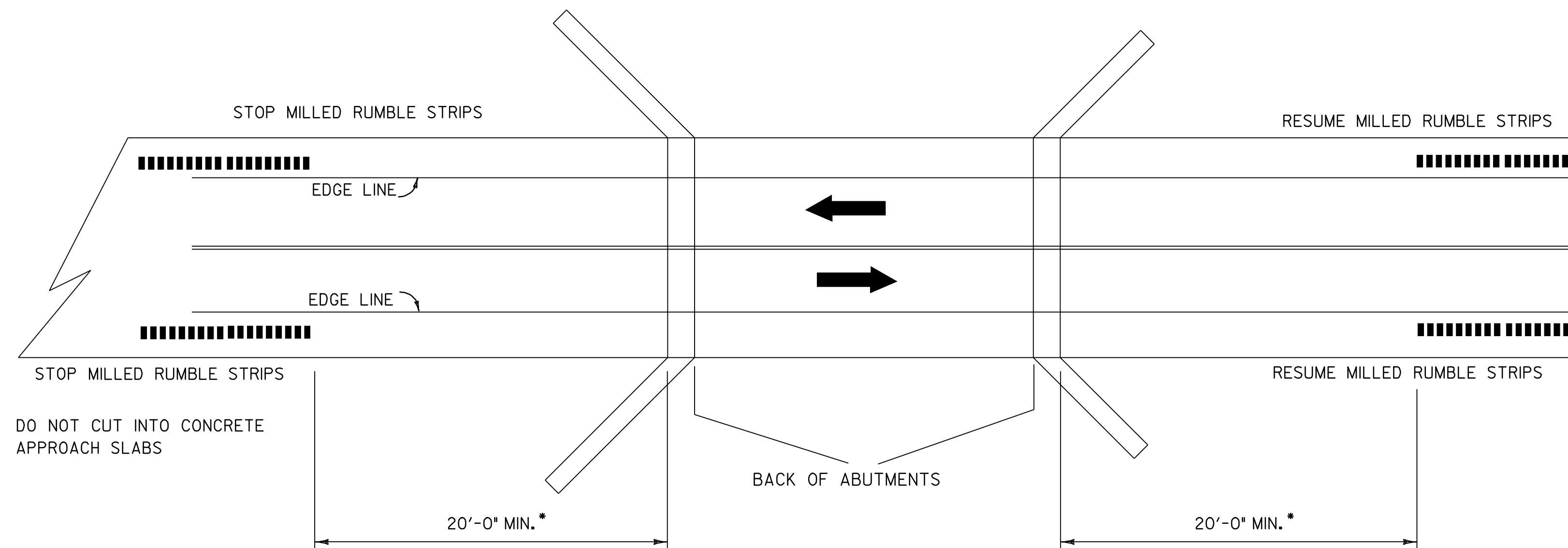
30" FROM EDGE LINE (WHITE OR YELLOW ) FOR ALL SHOULDERS 6'-0" OR WIDER  
 6" FROM EDGE LINES (WHITE OR YELLOW) FOR ALL SHOULDERS LESS THAN 6'-0" WIDE WITH NO GUARDRAIL.



NOTE: STOP MILLED RUMBLE STRIPS WITH GUARDRAIL WITHIN 4'-0" OF TRAVEL WAY.

**TYPICAL RUMBLE STRIP MILLING DETAIL**

30" FROM EDGE LINE (WHITE OR YELLOW ) FOR ALL SHOULDERS 6'-0" OR WIDER  
 6" FROM EDGE LINE (WHITE OR YELLOW ) FOR ALL SHOULDERS LESS THAN 6'-0" WIDE WITH NO GUARDRAIL





\* NOTE: APPROACH RAIL WILL DETERMINE MINIMUM DISTANCE IN SOME CASES.

**RUMBLE STRIP BRIDGE DETAIL**

**DETAILS NOT TO SCALE**

LEGEND

	DIRECTION OF TRAFFIC FLOW
	MILLED RUMBLE STRIPS

<b>MILLED RUMBLE STRIP DETAIL 1</b>	PROJECT NAME: ESSEX	PLOT DATE: 23-APR-2009 15:5
	PROJECT NUMBER: NH 2403 (I)S	DRAWN BY: SJB, RHB
	FILE NAME: pave/04b032/p04b032.dgn	CHECKED BY: EPD
	DESIGNED BY: JDA	SHEET 46 OF 48
	PLOT FILE: p04b032rsl.t	