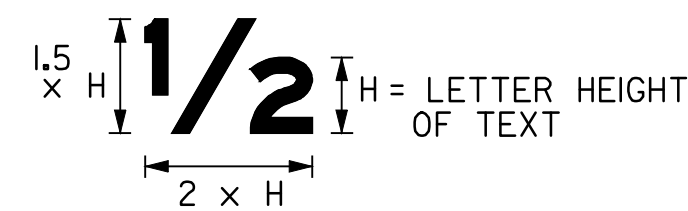
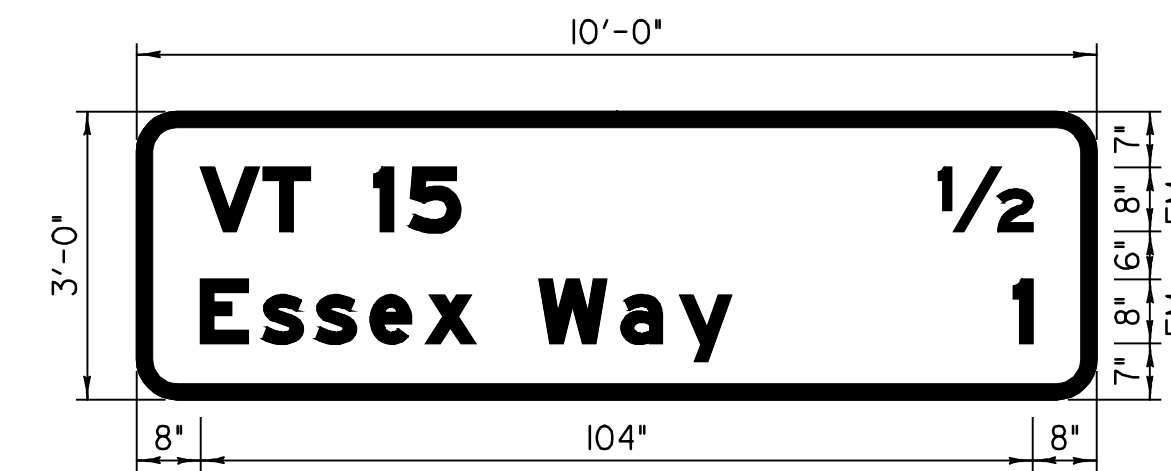


BORDER
 R=12"
 W=2"
 COLORS: THE SIGN SHALL HAVE A REFLECTORIZED WHITE TEXT
 AND BORDER ON A REFLECTORIZED GREEN BACKGROUND.

STA. 436+03.84 LT

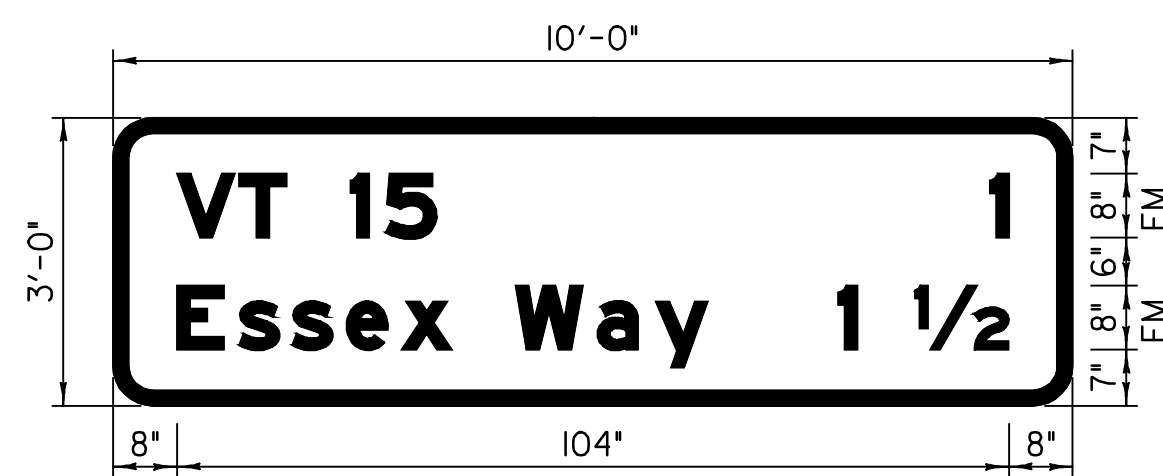


FRACTION DETAIL



BORDER
 R=8"
 W=1.75"
 COLORS: THE SIGN SHALL HAVE A REFLECTORIZED WHITE TEXT
 AND BORDER ON A REFLECTORIZED GREEN BACKGROUND.

STA. 462+00.00 RT



BORDER
 R=8"
 W=1.75"
 COLORS: THE SIGN SHALL HAVE A REFLECTORIZED WHITE TEXT
 AND BORDER ON A REFLECTORIZED GREEN BACKGROUND.

STA. 437+07.43 RT

NOTES:

1. ALL SIGNS SHALL MEET THE CURRENT MUTCD STANDARDS AND BE FABRICATED WITH A MINIMUM OF ASTM TYPE III SHEETING.
2. GROUND-MOUNTED TYPE B SIGNS SHALL BE CONSTRUCTED WITH A MINIMUM OF TYPE III GREEN BACKGROUND SHEETING WITH TYPE IX WHITE TEXT AND BORDER. ALL TYPE B OVERHEAD SIGNS SHALL BE FABRICATED WITH TYPE IX GREEN BACKGROUND SHEETING WITH TYPE IX WHITE TEXT BORDER.
3. ANY NEW SIGN INSTALLATIONS MUST NOT INTERFERE OR OBSTRUCT EXISTING TRAFFIC CONTROL DEVICES AND SHALL BE SPACED ACCORDING TO THE MUTCD 2003 AND/OR VERMONT STANDARDS.

TEXT LAYOUT DIMENSIONS ARE BASED ON THE 'LETTER & NUMERAL WIDTHS AND SPACE' TABLES FOUND IN THE 'STANDARD HIGHWAY SIGNS' BOOKLET. MINOR VARIATIONS IN THE TEXT DIMENSIONS ARE ACCEPTABLE BASED ON INDIVIDUAL MANUFACTURER'S LETTER FABRICATION. SIGNIFICANT CHANGES WHICH AFFECT SIGN APPEARANCE SHALL BE BROUGHT TO THE ATTENTION OF VTRANS PRIOR TO FABRICATION.

TYPE B SIGN DETAIL SHEET 1	PROJECT NAME: ESSEX	PLOT DATE: 23-APR-2009 15:5
	PROJECT NUMBER: NH 2403 (1)S	DRAWN BY: SJB, RHB
	FILE NAME: pave/04b032/p04b032.dgn	CHECKED BY: EPD
	DESIGNED BY: JDA	SHEET 40 OF 48
	PLOT FILE: p04b032sdl.t	