

646.414 DURABLE 6" WHITE LINE (MOD. - RETROREFLECTIVITY / INLAID)

STA. 447+00 RT - STA. 463+00 RT (SOLID)
STA. 447+00 LT - STA. 463+00 LT (SOLID)
STA. 447+00 RT - STA. 453+62.58 RT (DASHED)

646.415 DURABLE 6" YELLOW LINE (MOD. - RETROREFLECTIVITY / INLAID)

STA. 447+00 - STA. 463+00
(DOUBLE SOLID CENTERLINE)

646.614 TEMPORARY 6" WHITE LINE (PAINT)

STA. 447+00 RT - STA. 463+00 RT (SOLID)
STA. 447+00 LT - STA. 463+00 LT (SOLID)

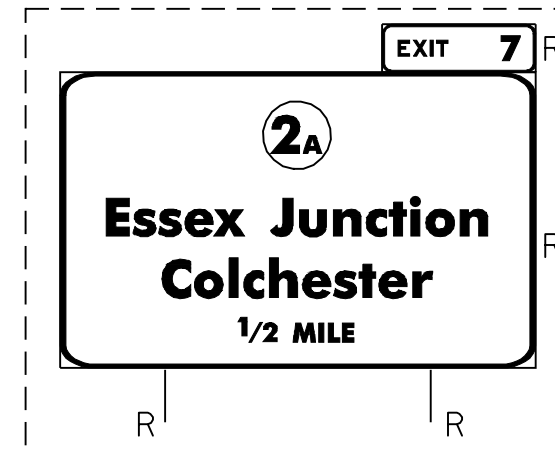
646.615 TEMPORARY 6" YELLOW LINE (PAINT)

STA. 447+00 - STA. 463+00
(DOUBLE SOLID CENTERLINE)

675.50 REMOVING SIGN

AS SHOWN - 7

STA. 456+65.00 LT

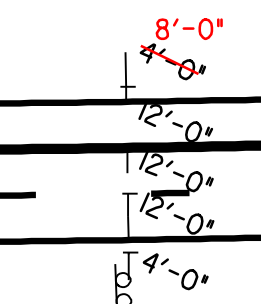


STA. 463+00

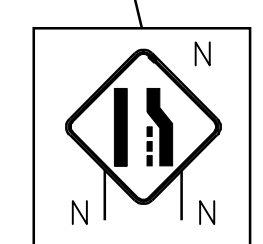
MATCHLINE - SEE BELOW

STA. 447+00

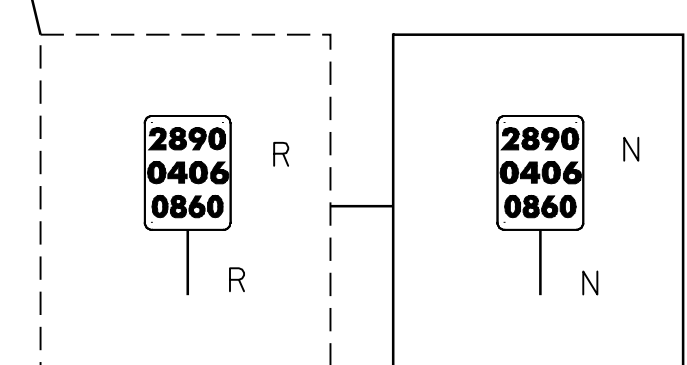
MATCHLINE - SEE PREVIOUS SHEET



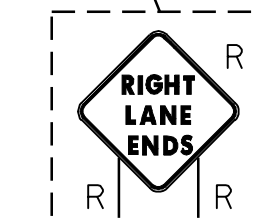
STA. 448+50.00 RT




STA. 451+50.00 RT



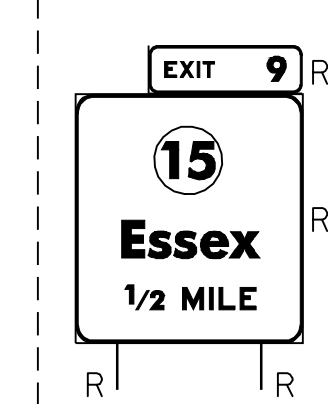
STA. 454+06.08 RT



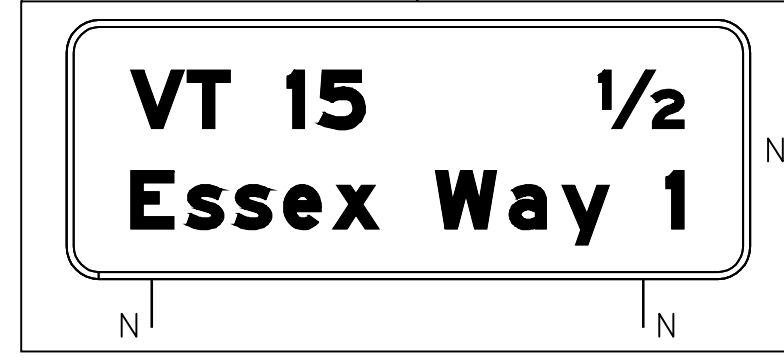
STA. 456+48.10 RT



STA. 459+98.64 RT



STA. 460+64.87 RT



STA. 462+00.00

STA. 463+00

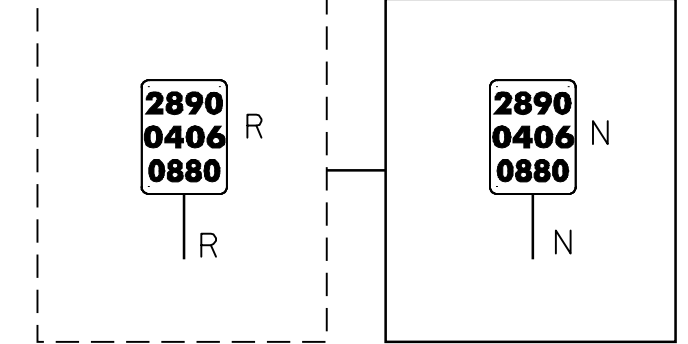
MATCHLINE - SEE ABOVE

8'-0" SHOULDER

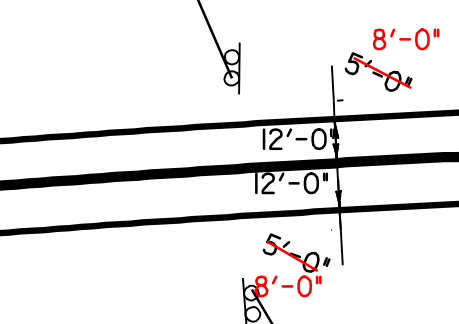
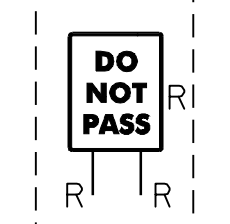
8'-0" SHOULDER

EXISTING AUTOMATIC TRAFFIC RECORDER TO REMAIN

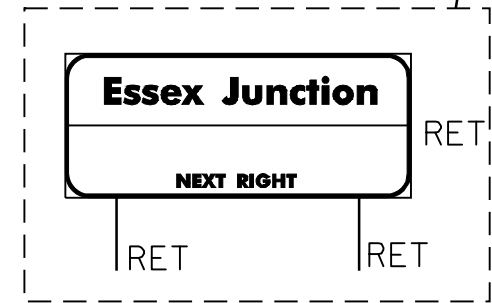

STA. 464+64.29 LT



STA. 467+43.44 LT



STA. 467+45.06 RT



STA. 470+12.12 RT

646.414 DURABLE 6" WHITE LINE (MOD. - RETROREFLECTIVITY / INLAID)

STA. 463+00 RT - STA. 479+00 RT (SOLID)
STA. 463+00 LT - STA. 479+00 LT (SOLID)

646.415 DURABLE 6" YELLOW LINE (MOD. - RETROREFLECTIVITY / INLAID)

STA. 463+00 - STA. 479+00
(DOUBLE SOLID CENTERLINE)

646.614 TEMPORARY 6" WHITE LINE (PAINT)

STA. 463+00 RT - STA. 479+00 RT (SOLID)
STA. 463+00 LT - STA. 479+00 LT (SOLID)


646.615 TEMPORARY 6" YELLOW LINE (PAINT)

STA. 463+00 - STA. 479+00
(DOUBLE SOLID CENTERLINE)

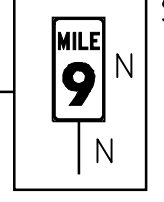
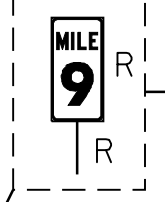
675.50 REMOVING SIGN

AS SHOWN - 6

STA. 475+19.70 LT

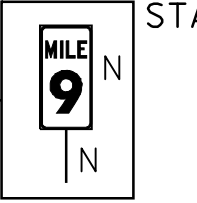
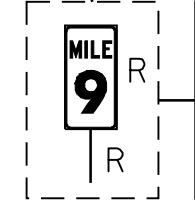


STA. 475+19.70 LT



STA. 475+20.00 LT

STA. 475+23.53 RT



STA. 475+20.00 RT

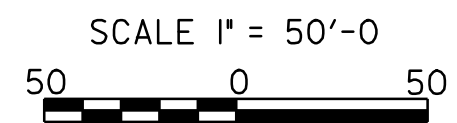
STA. 479+00

MATCHLINE - SEE NEXT SHEET

SIGN LEGEND

- R = REMOVE
S = SALVAGE
N = NEW
RET = RETAIN
B-B = BACK TO BACK

DATUM table with vertical and horizontal entries



PROJECT LAYOUT SHEET 3

PROJECT NAME: ESSEX
PROJECT NUMBER: NH 2403 (1)S

FILE NAME, PROJECT LEADER, DESIGNED BY, PLOT FILE, PLOT DATE, DRAWN BY, CHECKED BY, SHEET II OF 48