Metric

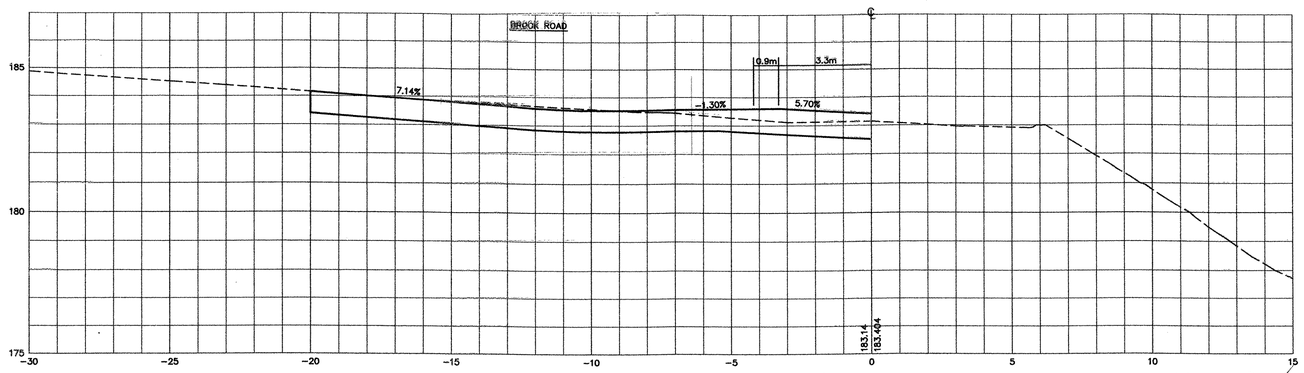

11+710

AVG WIDTH: 8.3m
AREA: 6.34
6.30
6.34
19.3: 6.32m X 8.3m = 52.54m
10.42
86.49 cm²

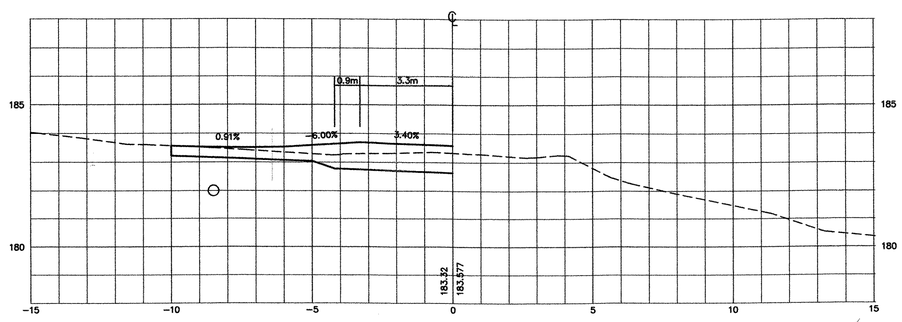

11+690

AVG. WIDTH: 6.1m
AREA: 0.68
0.64
0.68
0.68
1.13
1.13
1.05
1.10 sm
6.1
6.7m X 0.68m = 4.15m
6.71 cm²

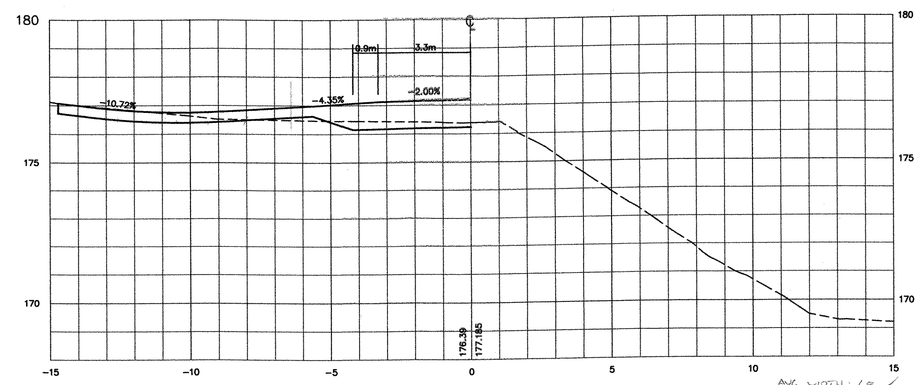

12+443

AVG. WIDTH: 6.8m
AREA: 1.21
1.17
1.22
3.6/3: 1.2sm X 6.8m = 8.16cm
1.18
12.24 cm²

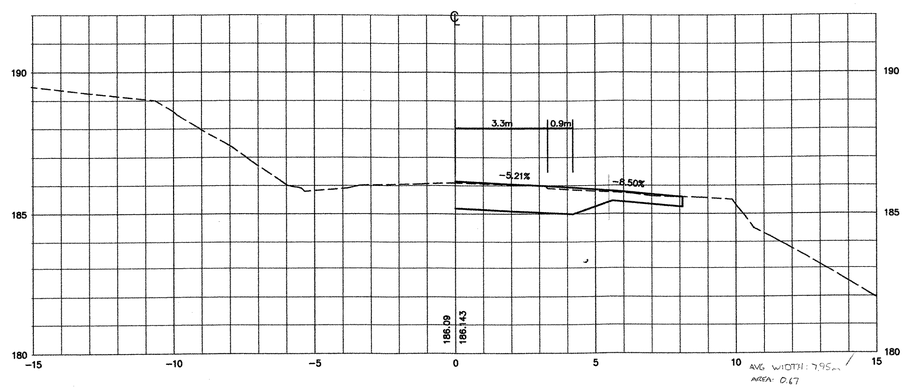

11+240

AVG WIDTH: 7.95m
AREA: 0.67
0.68
0.69
2.04/3 = 0.68sm X 7.95m = 5.41cm

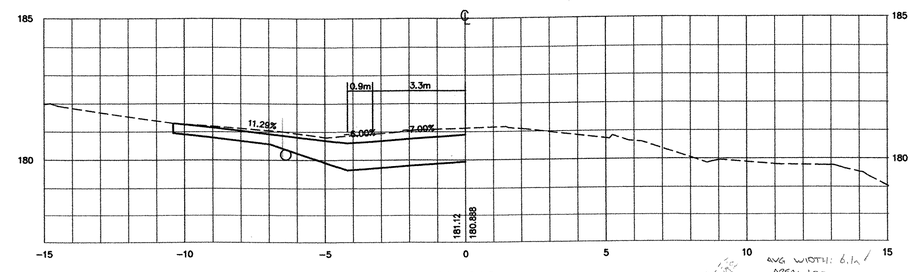

11+916

AVG WIDTH: 6.1m
AREA: 1.33
1.35
1.36
4.04/3 = 1.35sm X 6.1m = 8.24m
8.82 cm²

DATUM	
VERTICAL	NGVD 1929
HORIZONTAL	NAD 1927

V:/1261/CADD/PLAN/XSECTION-DRIVES.DWG

THE LOUIS BERGER GROUP, INC.

DRIVEWAY CROSS SECTIONS

PROJECT: GRAFTON-ROCKINGHAM, ROUTE 121	PROJECT NO. : STP 0126(4)S
DESIGN FILE NAME:	
IPARM FILE NAME:	PLOT DATE: 12/08/03
SURVEYED BY:	SURVEY DATE:
SQUAD LEADER:	DRAWN BY:
	SHEET: 110 OF 116