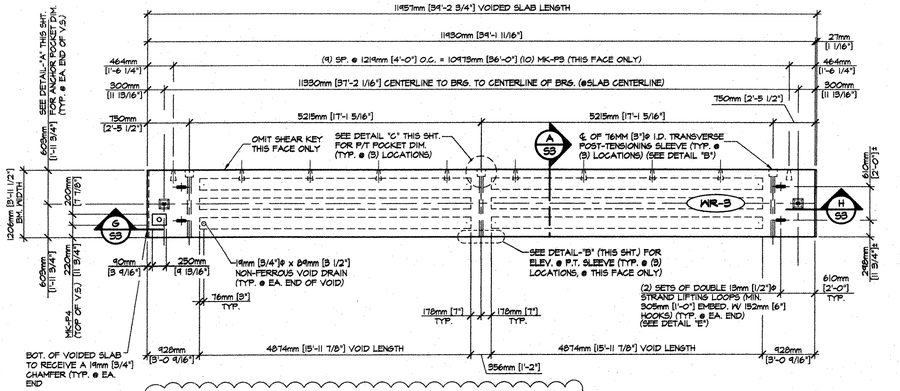

1 / S3 DIMENSIONAL PLAN VIEW IN FORM
1:50

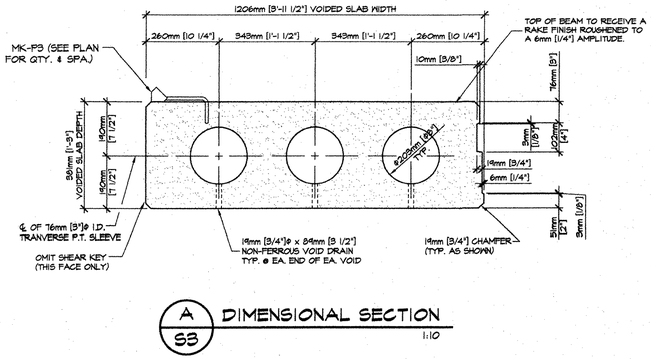

A / S3 DIMENSIONAL SECTION
1:10

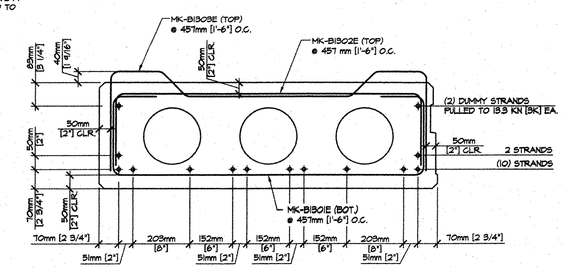

B / S3 REINFORCING SECTION
1:10

TOTAL (12) 15.25mm [.6"]Ø x 1860 MPa [270KSI] STRANDS PULLED TO 137.7 KN [31.0K] EA.

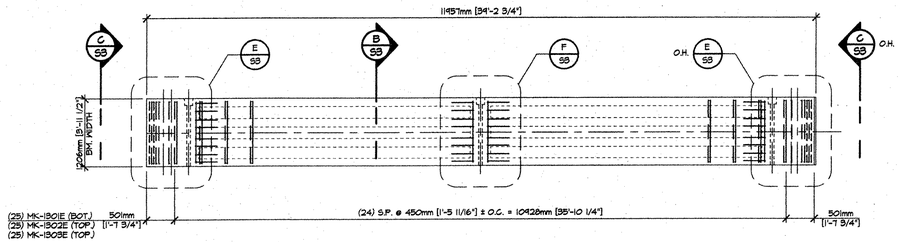

SHOP NOTE: ADJUST REINF. AS REQ'D. TO CLEAR INSERTS, PLATES, ETC.

2 / S3 REINFORCING PLAN VIEW IN FORM
1:50

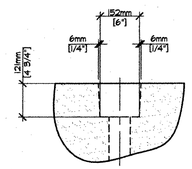

DETAIL - "C"
1:10

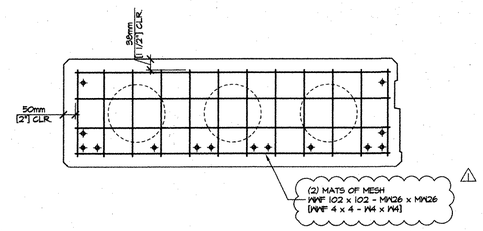

C / S3 END BLOCK REINF. SECTION
1:10

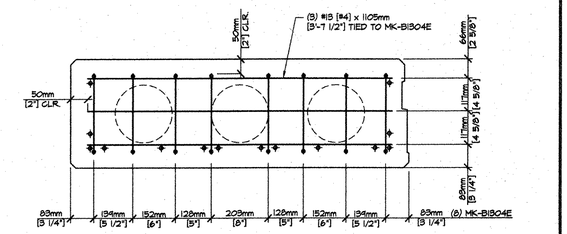

D / S3 DIAPHRAGM REINF.
1:10

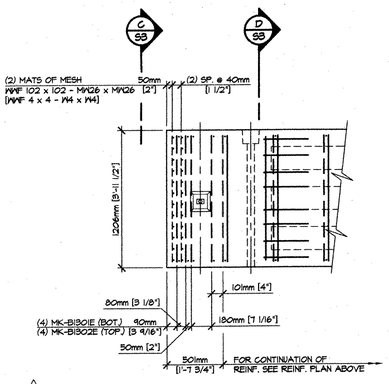

E / S3 END BLOCK REINF. PLAN
1:25

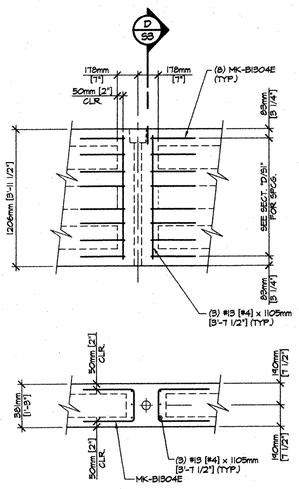

F / S3 DIAPHRAGM REINF.
1:25

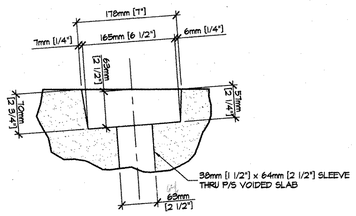

DETAIL - "A"
1:5

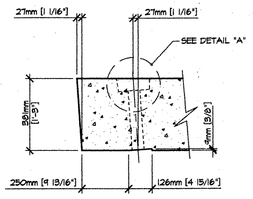

G / S3 END SECTION
1:15

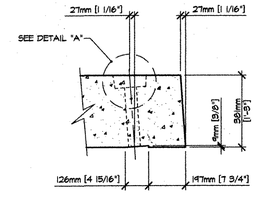

H / S3 END SECTION
1:15

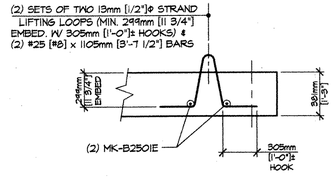

DETAIL - "E"
1:25

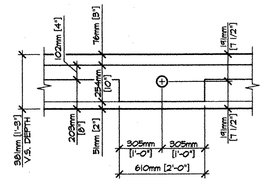

DETAIL - "B"
1:20

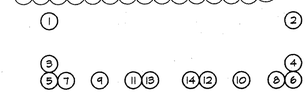

DETENSIONING SCHEDULE
N.T.S.

MARK: WR-3	QTY: 1	WT.: 10,868 kg [10.14 T]	VOL.: 4.52 m³ [3.91 cy]
MARK:	QTY:	WT.:	VOL.:

MATERIAL LIST / VOIDED SLAB

ITEM	MARK	DESCRIPTION	QTY./SLAB	
1	1301E	#13[#4] BENT BAR (EPOXY COATED)	33	
2	1302E	#13[#4] BENT BAR (EPOXY COATED)	33	
3	1303E	#13[#4] BENT BAR (EPOXY COATED)	25	
4	1304E	#13[#4] BENT BAR (EPOXY COATED)	32	
5		#13[#4] x 1105mm [3'-7 1/2"]	12	
6		WWF 102 x 102 - MW26 x MW26 [WWF 4 x 4 - W4 x W4]	4	
7	MKP3	DAYTON C24 TYPE 4-APR PRECAST HALF HANGER	10	
8	MKP4	℄ 12mm [1/2"] x 200mm [7/8"] x 250mm [9 13/16"] W/ ANCHORS	1	
9		203mm [8"]Ø x 4874mm [15'-11 7/8"] LONG VOID	6	
10		19mm [3/4"]Ø x 120mm [4"] NON-FERROUS VOID DRAIN	12	
11		DOUBLE 13mm [1/2"]Ø STRAND LIFTING LOOPS	4	
12	2501E	#25[#8] x 1105mm [3'-7 1/2"]	4	

REV.1 9-7-05 GEN. REV. PER ENGR. COMM. T.J.D.

APPROVAL STAMP:

RECEIVED
DATE BY KMH DATE BY M.G.
SEP 29 2005
REQUIREMENT ____ APPROVED ✓ As Noted
BY CPW DATE 11/14/05

J.P. CARRARA & SONS INC.
Precast & Prestress Manufacturer
2464 CASE STR., MIDDLEBURY, VERMONT 05753 Phone:(802)388-6361 Fax:(802)388-9010

KUBRICKY CONST. CORP.
CONTRACTOR
GLENS FALLS, N.Y.

STATE OF VERMONT A.O.T.
COUNTY OF WINDSOR

TOWN OF BETHEL
ROUTE VT. OVER NEW ENGLAND CENTRAL RAILROAD

P/S VOIDED SLAB DETAILS

DATE: JULY 29, 2005
SCALE: NOTED
CHKD: - DFTM: T.J.D.
JOB NO: 23224-05
DWG. NO: S3
150 PC