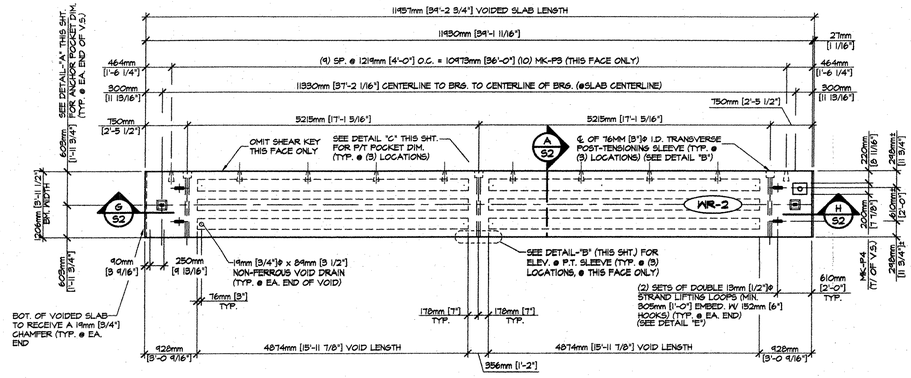

1 S2 DIMENSIONAL PLAN VIEW IN FORM
1:50

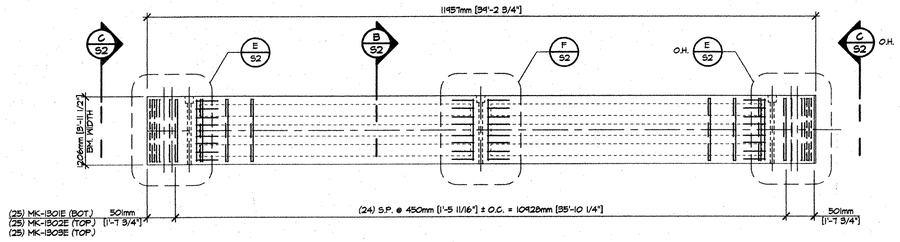

2 S2 REINFORCING PLAN VIEW IN FORM
1:50

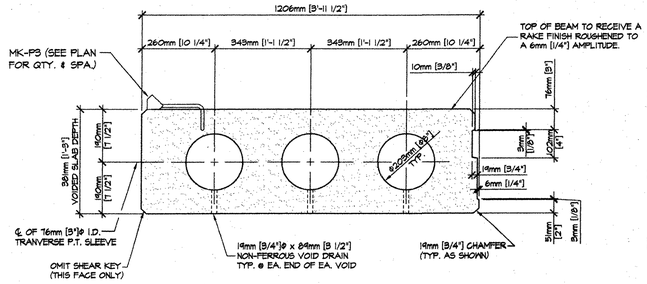

A S2 DIMENSIONAL SECTION
1:10

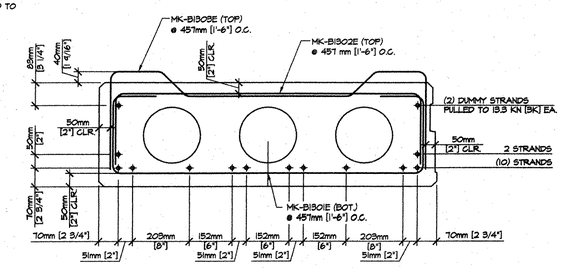

B S2 REINFORCING SECTION
1:10

TOTAL (12) 15.25mm [6"]ø x 1860 MPa [270KSI] STRANDS PULLED TO 1317 KN [301K] EA.

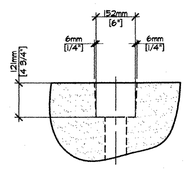

DETAIL - "C"
1:10

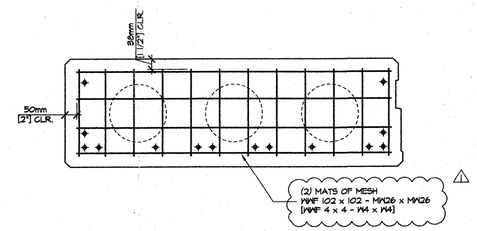

C S2 END BLOCK REINF. SECTION
1:10

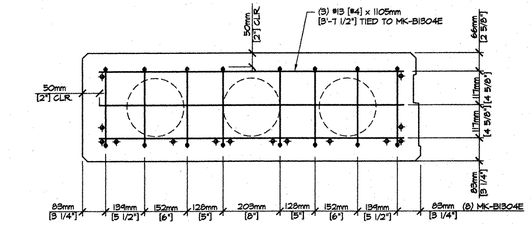

D S2 DIAPHRAGM REINF.
1:10

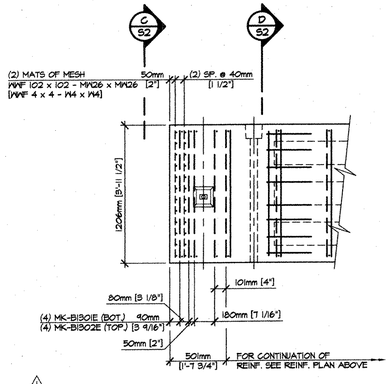

E S2 END BLOCK REINF. PLAN
1:25

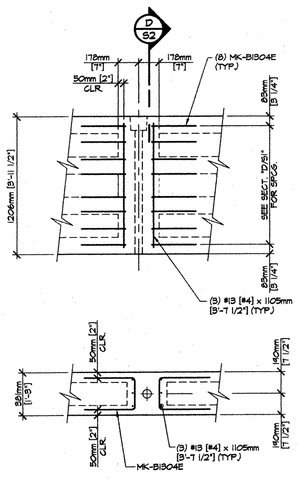

F S2 DIAPHRAGM REINF.
1:25

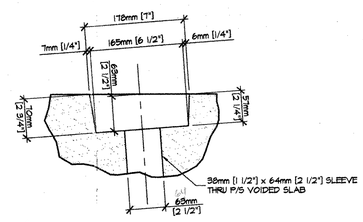

DETAIL - "A"
1:5

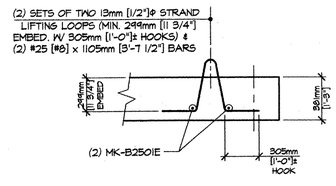

DETAIL - "E"
1:25

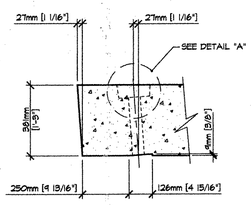

G S2 END SECTION
1:15

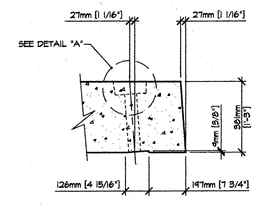

H S2 END SECTION
1:15

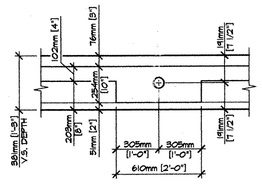

DETAIL - "B"
1:20

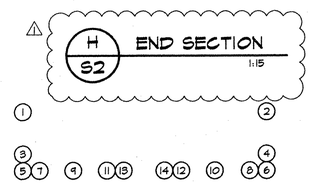

DETENSIONING SCHEDULE
N.T.S.

MARK: WR-2	QTY: 1	WT.: 10,868 kg [10.14 T]	VOL.: 4.52 m³ [5.91 cy]
MARK:	QTY:	WT.:	VOL.:

MATERIAL LIST / VOIDED SLAB

ITEM	MARK	DESCRIPTION	QTY./SLAB	
1	1301E	#13[#4] BENT BAR (EPOXY COATED)	33	
2	1302E	#13[#4] BENT BAR (EPOXY COATED)	33	
3	1303E	#13[#4] BENT BAR (EPOXY COATED)	25	
4	1304E	#13[#4] BENT BAR (EPOXY COATED)	32	
5		#13[#4] x 1105mm [3'-7 1/2"]	12	
6		WWF 102 x 102 - MW26 x MW26 [WWF 4 x 4 - W4 x W4]	4	
7	MKP3	DAYTON C24 TYPE 4-APR PRECAST HALF HANGER	10	
8	MKP4	PL 12mm [1/2"] x 200mm [7 7/8"] x 250mm [9 13/16"] W/ ANCHORS	1	
9		203mm [8"]ø x 48774mm [159'-11 7/8"] LONG VOID	6	
10		19mm [3/4"]ø x 120mm [4"] NON-FERROUS VOID DRAIN	12	
11		DOUBLE 13mm [1/2"]ø STRAND LIFTING LOOPS	4	
12	2501E	#25[#8] x 1105mm [3'-7 1/2"]	4	

REV. 1 9-7-05 GEN. REV. PER ENGR. COMM. TJD.

APPROVAL STAMP:

RECEIVED
DATE BY KMH DATE BY M.G.
SEP 29 2005
RESUBMIT ____ APPROVED ✓ As Noted
BY CPW DATE 11/14/05

J.P. CARRARA & SONS INC.
Precast & Prestress Manufacturer
2464 CASE STR., MIDDLEBURY, VERMONT 05753 Phone:(802)388-6361 Fax:(802)388-9010

KUBRICKY CONST. CORP.
CONTRACTOR
GLENS FALLS, N.Y.

STATE OF VERMONT A.O.T.
COUNTY OF WINDSOR

TOWN OF BETHEL
ROUTE VT. OVER NEW ENGLAND CENTRAL RAILROAD

P/S VOIDED SLAB DETAILS

DATE: JULY 29, 2005
SCALE: NOTED
CHKD: - DFTM: T.J.D
JOB NO: 23224-05
DWG. NO: S2
149 Pc

F:\VT-Bridges\23224-05 Bethel #31\23224-P2.dwg, 09/15/2005 08:55:26 AM