STATE OF VERMONT
AGENCY OF TRANSPORTATION

TRAFFIC SIGN SUMMARY SHEET

Metric

KILOMETER MARKER, STATION, OR SIGN NUMBER	SIGN LEGEND	SIGN DIMENSIONS EA	WIDTH (mm)	HEIGHT (mm)	NEW & SALVAGED SIGNS "A"	"B"	SALV SIGN	SALV TIS	EXIST POST RETAIN	SALVAGE	NEW SIGN POSTS NO. OF POSTS	FLANGED CHANNEL kg/m 1.7	3.0	4.5	SQUARE STEEL (mm) kg/m 44 3.4	50 3.9	63 5.0	ANCHOR	SLEEVE	TUBULAR ALUMINUM Ø (mm) kg/m 75 1.9	100 2.5	100 MOD 2.5	TUBULAR STEEL Ø (mm) FOUND-ATION	kg/m 75 11.3	89 13.4	100 16.1	125 21.7	W-SHAPE STEEL FTG. SIZE 600 mm	750 mm	WEIGHT	POST SIZE	SIGN FRAME REQUIRED	REMARKS	SIGN DETAIL DETAIL ON SHEET NUMBER	STD. SHEET NUMBER
												OPTION ITEMS																								
1+075.00 LT		1	750	750	0.563						1			× 4.27 M																			WI- 2		E-152M
1+075.00 LT		1	300	600	0.180																												W16 - 7	THIS SHEET	
1+065.00 RT		1	750	750	0.563						1			× 4.27 M																			WI- 2		E-152M
1+065.00 RT		1	300	600	0.180																												W16 - 7	THIS SHEET	
1+140.00 RT		1	750	750	0.563						1			X 4.27 M																					
1+140.00 RT	AHEAD	1	300	600	0.180																														

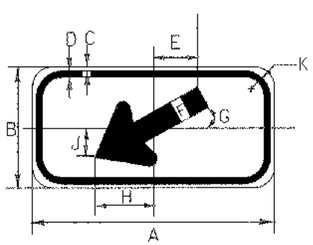

W16-7

SIGN	DIMENSIONS A	B	C	D	E	F	G	H	J	K
MIN. OR STD.	600	300	10	15	108	75	30°	146	86	50
EXPWY. OR SPECIAL	750	450	12	19	163	114	30°	218	122	50

NOTE: ALL NEW SIGNS TO BE TYPE III SHEETING

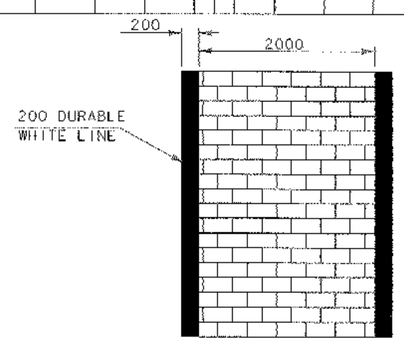

DETAIL OF DURABLE CROSSWALK MARKINGS WITH BRICK TEXTURING

NOTES: NTS

1. THE "STREET PRINT" PATTERN SHALL BE IMPRINTED AS SHOWN ON THE PLANS (BRICK PATTERN) AND COLORED "TERRA-COTTA" AS PER MANUFACTURERS SPECIFICATIONS.
2. THE PER METER COST OF INSTALLED CROSSWALK, INCLUDING THE 200 mm DURABLE WHITE LINES, SHALL BE PAID AS ITEM 646.51 DURABLE CROSSWALK MARKINGS WITH DIAGONAL LINES (MOD).

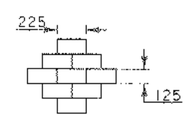

OFFSET BRICK STREET PRINT

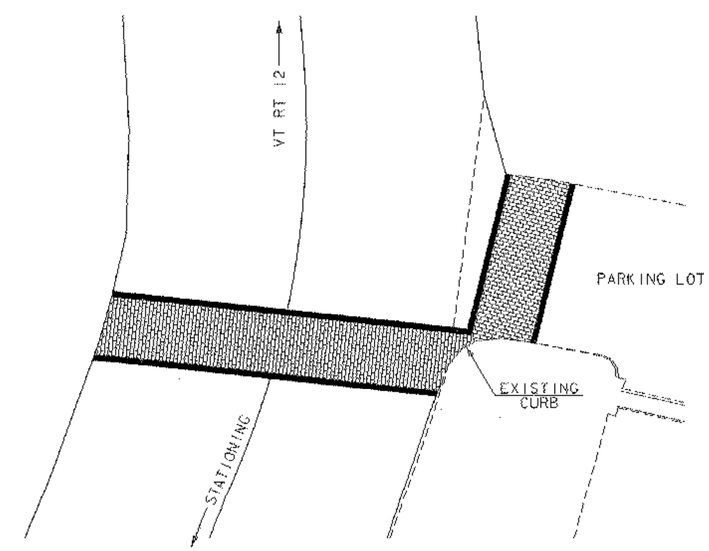

FINAL POST LENGTHS ARE TO BE DETERMINED IN THE FIELD. POST SIZES ARE COMPUTED BASED ON INFORMATION FURNISHED ON THE STANDARD SHEETS AND THE TRAFFIC & SAFETY DIVISION'S "SIGN POST DESIGN GUIDELINE."

TOTALS	m^2	m^2	EA.	m^2		m	m	kg	EA.	kg	EA.	EA.	kg
	2.29					12.81 9.0							

	m	m	m	m	m	m		EA	kg	kg	kg		kg	kg	kg	kg
			9.0 12.81													

PROJECT NAME: BETHEL
PROJECT NUMBER: BRF 0241(33) C/2

FILE NAME: sc180tss2.1
PROJECT LEADER: C.P.WILLIAMS
DESIGNED BY: K.M.HIGGINS
TRAFFIC SIGN SUMMARY SHEET 2

PLOT DATE: 15-APR-2005
DRAWN BY: T.ANDERSON
CHECKED BY: K.M.HIGGINS
SHEET 22 OF 130