

TEMPORARY 4" YELLOW LINE, PAINT
 STA 69+50 TO STA 70+25, SOLID LT & RT
 STA 70+45 RT, SOLID LT & RT
 STA 70+70 TO STA 73+60, SOLID LT & RT
 STA 73+83 LT, SOLID LT & RT
 STA 77+05 TO STA 77+00, SOLID LT & RT

TEMPORARY 24" STOP BAR, PAINT
 STA 70+58 RT PARK RIDGE ROAD
 STA 73+70 LT MAPLE DELL ROAD

TEMPORARY LETTER OR SYMBOL, PAINT
 STA 70+59 RT *STOP*
 STA 73+82 LT *STOP*

REMOVING SIGNS
 STA 70+73 RT
 STA 70+67 RT
 STA 73+79 LT
 STA 77+28 LT

ERECTING SALVAGED SIGNS
 STA 70+75 RT
 STA 73+59 LT

4" YELLOW LINE
 STA 69+50 TO STA 70+25, SOLID LT & RT
 STA 70+45 RT, SOLID LT & RT
 STA 70+70 TO STA 73+60, SOLID LT & RT
 STA 73+83 LT, SOLID LT & RT
 STA 77+05 TO STA 77+00, SOLID LT & RT

24" STOP BAR
 STA 70+58 RT PARK RIDGE ROAD
 STA 73+70 LT MAPLE DELL ROAD

LETTER OR SYMBOL
 STA 70+59 RT *STOP*
 STA 73+82 LT *STOP*

REMOVAL AND DISPOSAL OF GUARDRAIL
 STA 73+50 TO STA 77+00 RT
 73+63 76+85

STEEL BEAM GUARDRAIL, GALVANIZED
 STA 73+63 TO STA 76+85 RT
 73+49 76+99

ANCHOR FOR STEEL BEAM RAIL
 STA 73+63 RT
 STA 76+85 RT

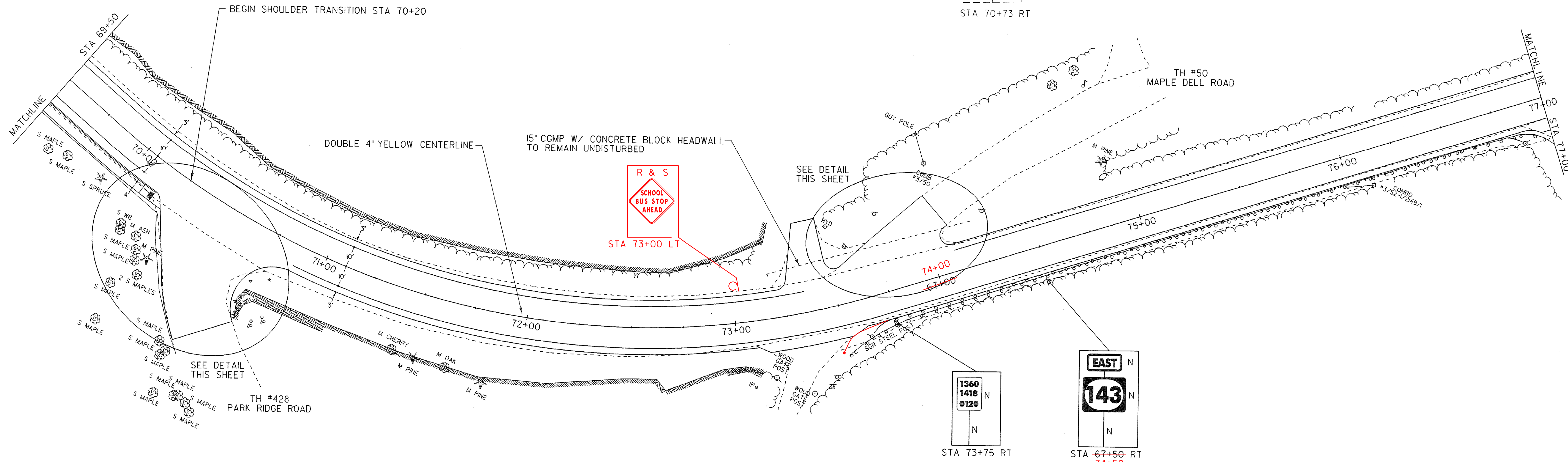
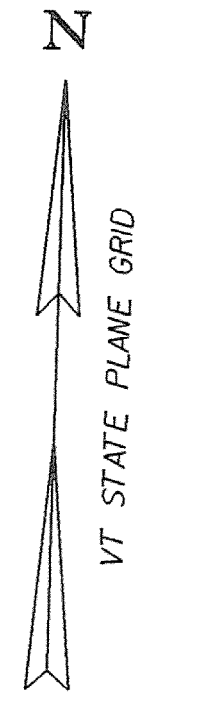
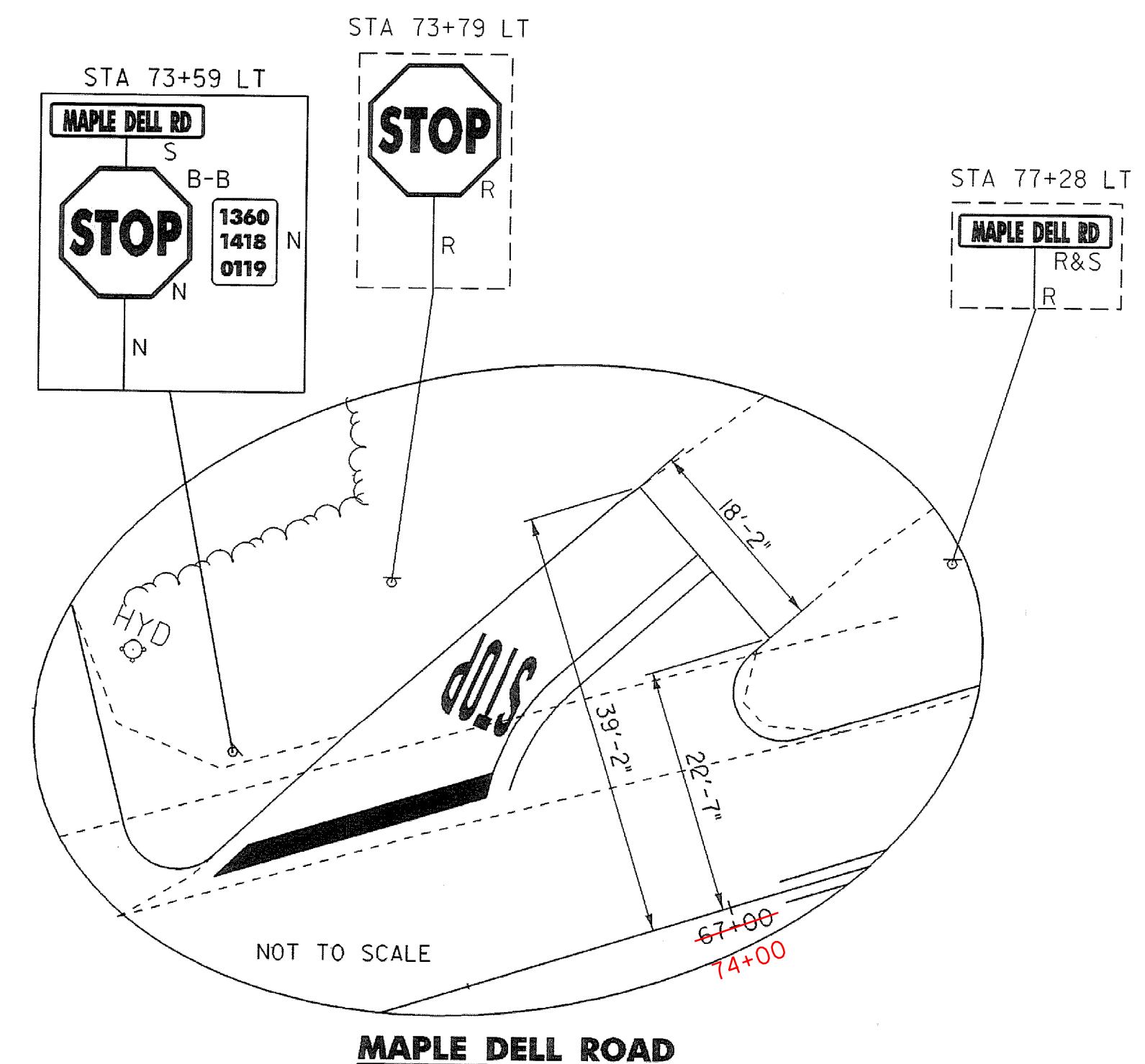
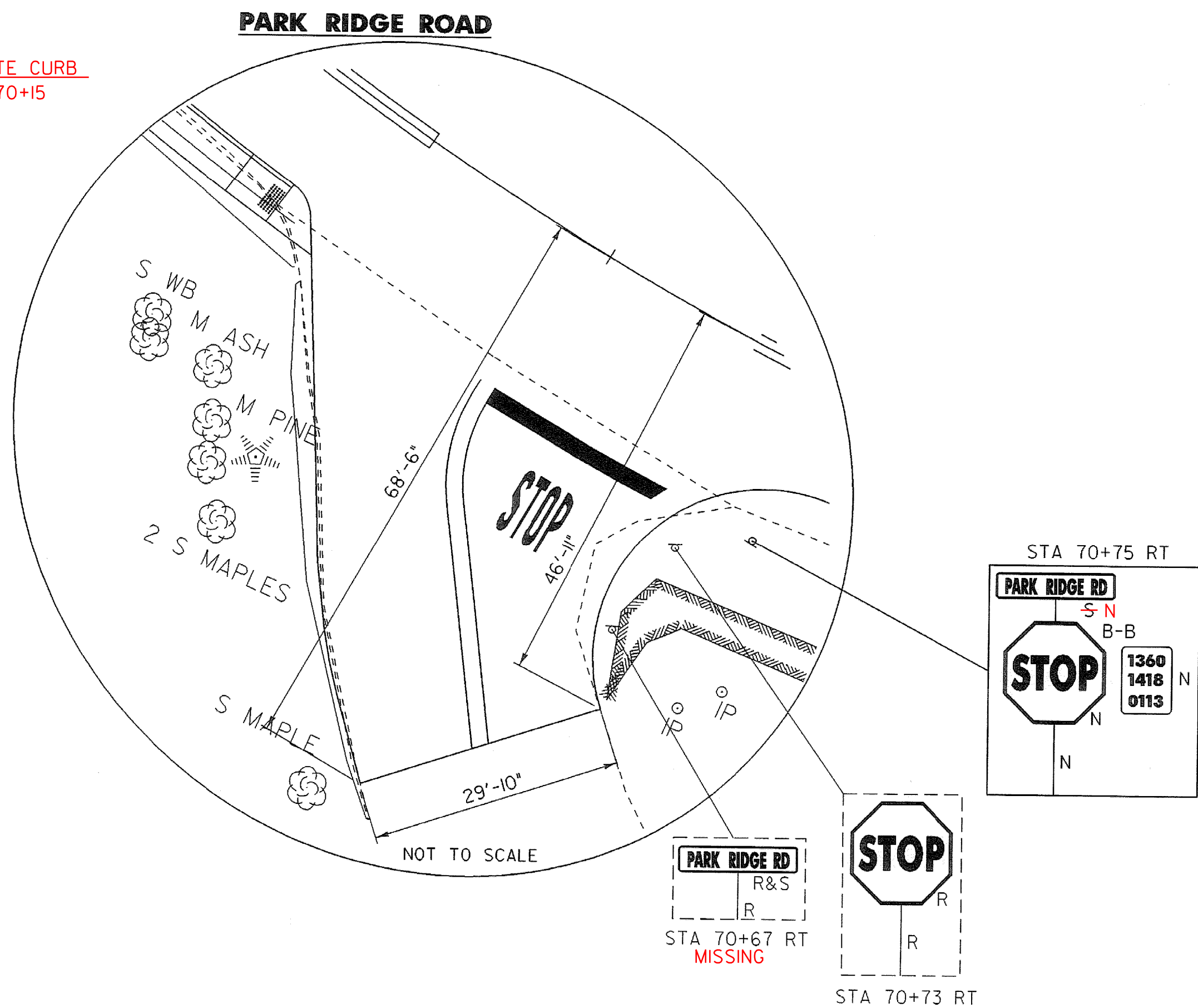
DELINEATOR WITH STEEL POSTS
 STA 73+63 RT 73+49
 STA 76+85 RT 76+99

~~**CAST-IN-PLACE CONCRETE CURB, TYPE B**~~
 STA 69+12 TO 70+15 RT

BITUMINOUS CONCRETE SIDEWALK
 STA 69+07 TO 70+21 RT 69+15 TO 70+19

DETECTABLE WARNING SURFACE
 STA 70+18 RT
 70+14

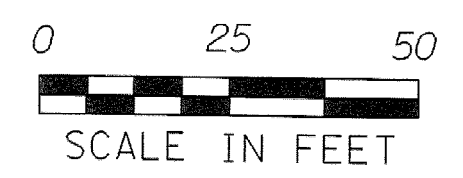
VERTICLE GRANITE CURB
 STA 69+15 TO 70+15



LEGEND

R	= REMOVE EXISTING
S	= SALVAGE
R&S	= REMOVE & SALVAGE
N	= NEW
RET	= RETAIN
B-B	= BACK TO BACK

- NOTES:**
- EXISTING SHOULDER MATERIAL ON TOWN HIGHWAYS SHALL BE EXCAVATED TO A DEPTH OF 3" OR AS DIRECTED BY THE RESIDENT ENGINEER. SEE GENERAL NOTE #6 SHEET 3 FOR MORE INFORMATION.
 - SEE SHEET 5 & 10 FOR REDUCED STEEL BEAM GUARDRAIL POST SPACING FOR CULVERT AND UTILITY POLE DETAILS.
 - WHITE LINES SHOWN ON PLANS IS FOR DISPLAY PURPOSES ONLY.



LAYOUT SHEET #2

PROJECT NAME:	SPRINGFIELD
PROJECT NUMBER:	STP 0136(I)
FILE NAME: ...02C084...02C084_nul.dgn	PLOT DATE: 30-DEC-2008
PROJECT LEADER: K. UPMAL	DRAWN BY: B. KIPP\N.PAPPAS
DESIGNED BY: B. KIPP\N.PAPPAS	CHECKED BY: N. PAPPAS
IPARM FILE NAME: 02c084_lay_02	SHEET 15 OF 68