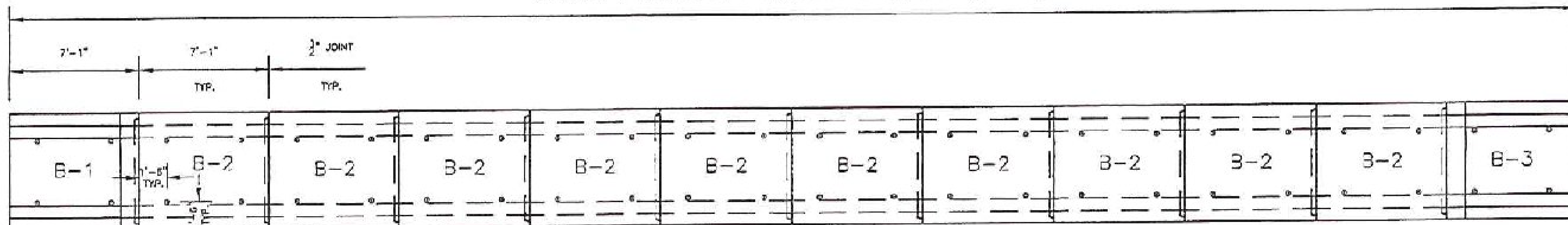


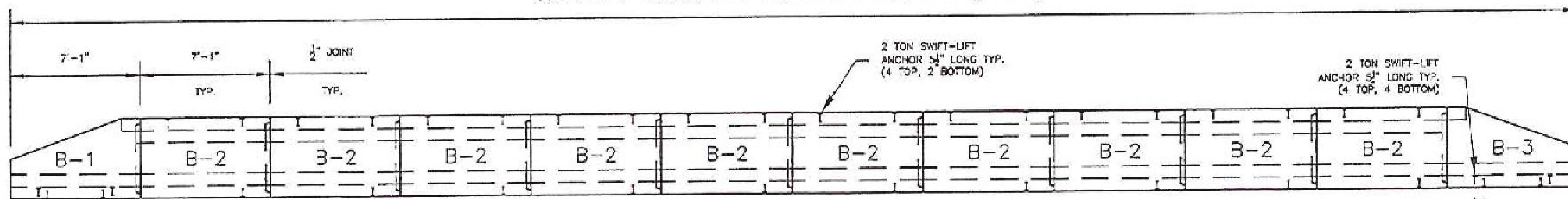
$$(1) B-1 @ 7'-1" + (10) B-2 @ 7'-1" + (1) B-3 @ 7'-1" + (11) JOINTS @ \frac{1}{2}" = 85'-5\frac{1}{2}"$$



PLAN VIEW

← FLOW
DIRECTION OF INSTALLATION →


$$(1) B-1 @ 7'-1" + (10) B-2 @ 7'-1" + (1) B-3 @ 7'-1" + (11) JOINTS @ \frac{1}{2}" = 85'-5\frac{1}{2}"$$



ELEVATION VIEW

← FLOW
DIRECTION OF INSTALLATION →

TABLE OF UNITS				
MARK	QTY	LENGTH	VOL. (CY)	WEIGHT (LBS)
B-1	1	7'-1"	2.30	9,335
B-2	10	7'-1"	3.50	14,160
B-3	1	7'-1"	2.30	9,335



PREPARED FOR:		CAMP PRECAST CONCRETE PRODUCTS 74 PRECAST RD MILTON, VT 0546	
1/8/10		END SECTION - TOP BEAM	
REV. NO.	DATE	REVISION	
PREPARED BY:		PLAN AND ELEVATION VIEW	
DELTA		DRAWN BY: KRWB	
ENGINEERS, ARCHITECTS, & LAND SURVEYORS		CHECKED BY: KWK	
124 COURT STREET, BINGHAMTON, NY 13901		PROJECT:	
TEL: (607) 731-5800 FAX: (607) 731-0850		VAOT US ROUTE 7 BOX CULVERT, 5'-0" x 3'-0" x 85'-5" TOWN OF ERANDON, VT	
CONTRACT NO.		JOB NO. PD-01	
FIELD PROJ. NO. 2009.024.012		SHEET NO. 2 OF 3	