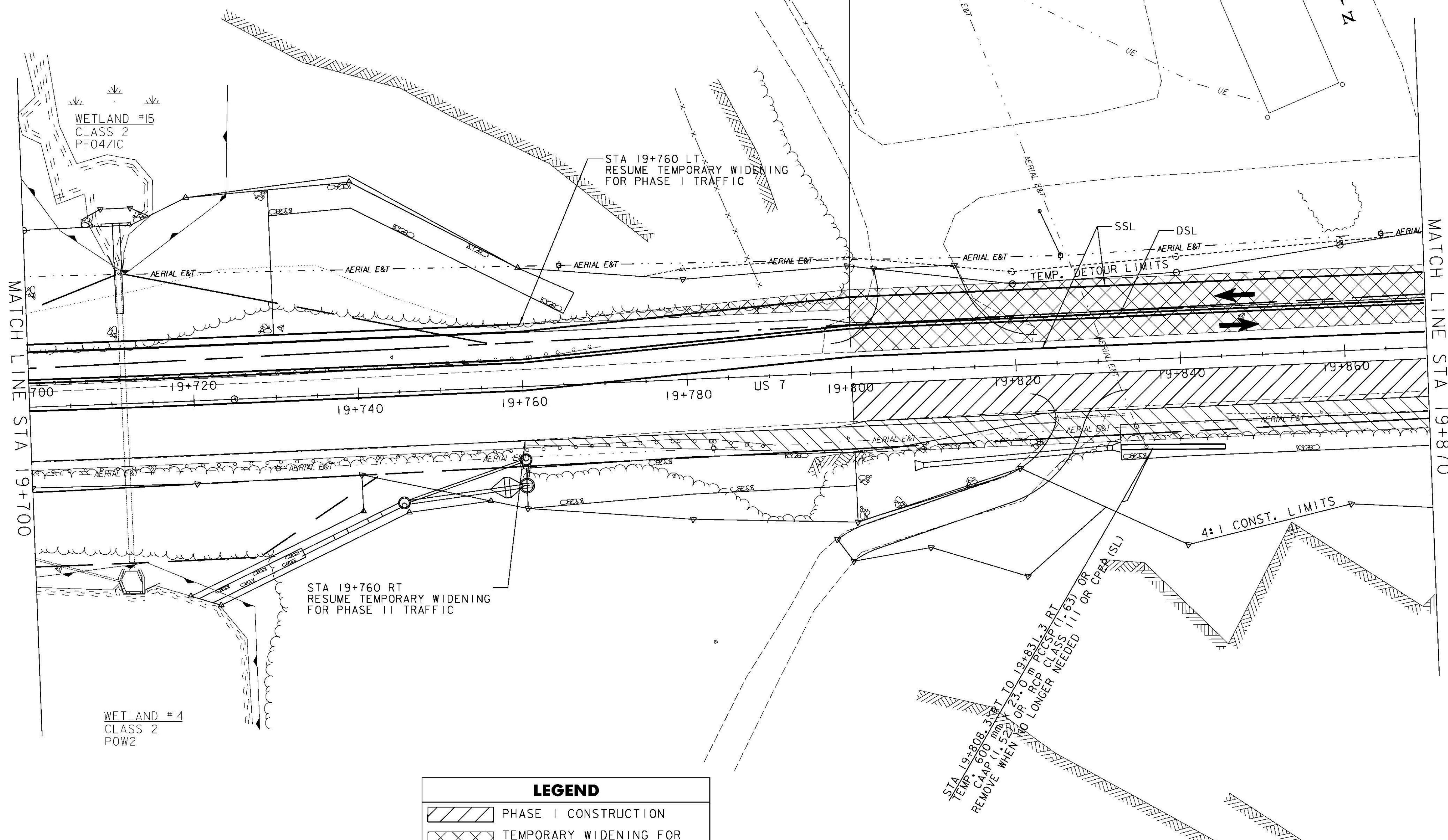
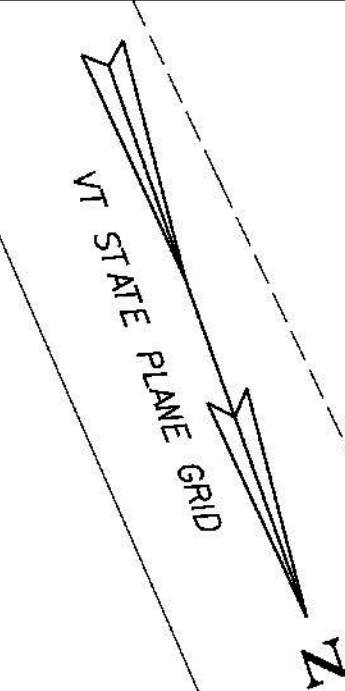


STA 19+800
 END CONSTRUCTION IN LIFTS
 ALTERNATE NB TRAFFIC BETWEEN RT AND CENTER LANES
 ALTERNATE SB TRAFFIC BETWEEN LT AND CENTER LANES

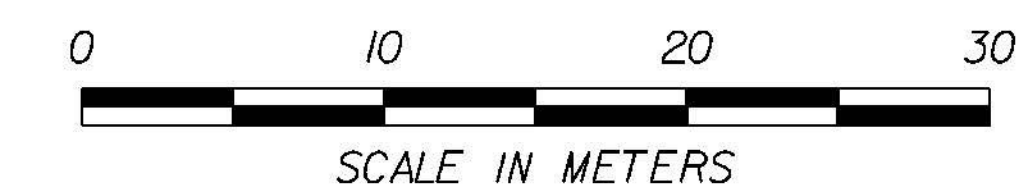
STA 19+800
 RESUME PHASED CONSTRUCTION
 WITH TWO-WAY TRAFFIC



MATCH LINE STA 19+700

MATCH LINE STA 19+870

LEGEND	
	PHASE I CONSTRUCTION
	TEMPORARY WIDENING FOR PHASE I TRAFFIC
	TEMPORARY WIDENING FOR PHASE II TRAFFIC
	PHASE I TRAFFIC
	SSL SINGLE SOLID WHITE LINE 100mm WIDE (PAINT)
	DSL DOUBLE SOLID YELLOW LINE 100mm WIDE (PAINT)



PHASE I TRAFFIC CONTROL PLAN 22

PROJECT NAME: BRANDON	PLOT DATE: 9/3/2009
PROJECT NUMBER: NH 019-3(495)	DRAWN BY: NLL
FILE NAME: zb008s5+tcp22.dgn	CHECKED BY: KLS
PROJECT LEADER: CRB	SHEET 303 OF 546
DESIGNED BY: PTS	
CLD 02-0149	

STA 19+808.3 RT TO 19+831.3 RT
 TEMP. CAAP (1:52) OR RCP CLASS III OR CPER (SL)
 REMOVE WHEN NO LONGER NEEDED

WETLAND #15
 CLASS 2
 PF04/1C

WETLAND #14
 CLASS 2
 POW2

STA 19+760 LT
 RESUME TEMPORARY WIDENING
 FOR PHASE I TRAFFIC

STA 19+760 RT
 RESUME TEMPORARY WIDENING
 FOR PHASE II TRAFFIC