

MATCH LINE STA 16+530

MATCH LINE STA 16+690

TEMPORARY 100mm WHITE LINE, PAINT
 DURABLE 100mm WHITE LINE, THERMOPLASTIC
 STA 16+530 TO 16+643 SOLID LT
 STA 16+530 TO 16+690 SOLID RT
 STA 16+531 TO 16+586 DOTTED RT (LANE LINE)
 STA 16+586 TO 16+655 SOLID RT (LANE LINE)
 STA 16+643 TO 16+652 SOLID LT (OVUHS DRIVE)
 STA 16+659 TO 16+668 SOLID LT (OVUHS DRIVE)
 STA 16+662 TO 16+690 SOLID LT (LANE LINE)
 STA 16+668 TO 16+690 SOLID LT

TEMPORARY 100mm YELLOW LINE, PAINT
 DURABLE 100mm YELLOW LINE, THERMOPLASTIC
 STA 16+530 TO ~~16+649~~ SOLID LT **16+646**
 STA 16+530 TO 16+586 SOLID LT & RT (PAINTED ISL.)
~~STA 16+655 SOLID LT (OVUHS DRIVE)~~
 STA 16+662 TO 16+690 SOLID LT & RT (PAINTED ISL.)

DURABLE 200mm YELLOW LINE, THERMOPLASTIC
 STA 16+530 TO 16+570 SOLID LT & RT (DIAG LINES)
 STA 16+662 TO 16+690 SOLID LT & RT (DIAG LINES)

~~TEMPORARY 600mm STOP BAR, PAINT~~
~~DURABLE 600mm STOP BAR, THERMOPLASTIC~~
 STA 16+650 - 16+655 LT (OVUHS DRIVE)


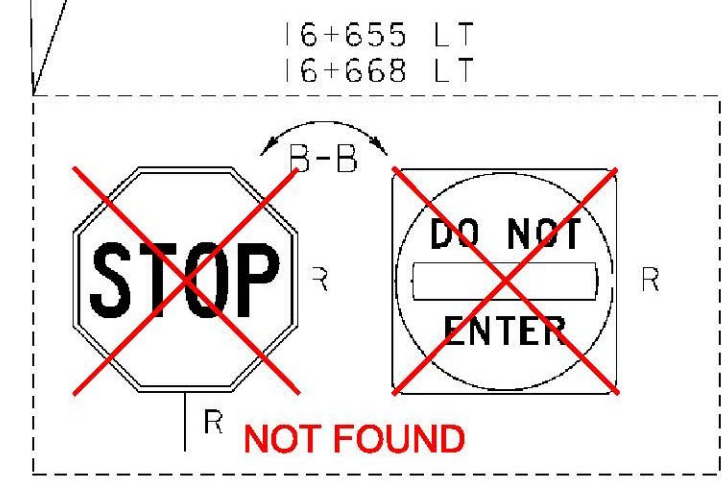
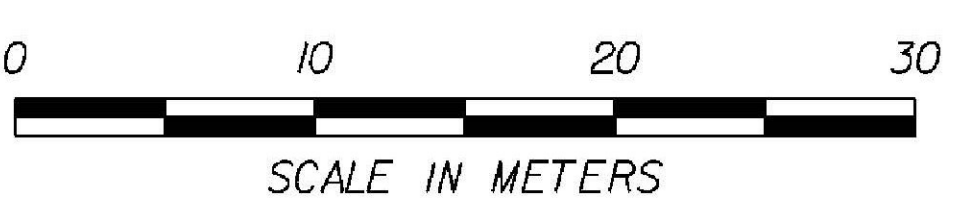
DURABLE LETTER OR SYMBOL, THERMOPLASTIC
 STA 16+587 RT - "ONLY"
 STA 16+607 RT - LEFT TURN ARROW
 STA 16+628 RT - "ONLY"
 STA ~~16+648~~ RT - LEFT TURN ARROW **16+645**
~~STA 16+653 LT - "STOP" (OVUHS DRIVE)~~
 STA 16+670 LT - RIGHT TURN ARROW
 STA 16+688 LT - "ONLY"

TEMPORARY LETTER OR SYMBOL, PAINT
 STA 16+607 RT - LEFT TURN ARROW
 STA 16+648 RT - LEFT TURN ARROW
 STA 16+653 LT - "STOP" (OVUHS DRIVE)
 STA 16+670 LT - RIGHT TURN ARROW

REMOVING SIGNS
 AS SHOWN - 6
 ERECTING SALVAGED SIGNS
 AS SHOWN - 1

SIGN LEGEND

- R = REMOVE
- S = SALVAGE
- N = NEW
- RET = RETAIN
- T&T = THINNING & TRIMMING
- B-B = BACK TO BACK
- EXISTING =
- NEW =



SIGNING & PAVEMENT MARKING 2

PROJECT NAME: BRANDON		PLOT DATE: 9/3/2009	
PROJECT NUMBER: NH 019-3(495)		DRAWN BY: HJC	
FILE NAME: zb008s5-ts02.dgn	DESIGNED BY: NULL	CHECKED BY: PTS	SHEET 243 OF 546