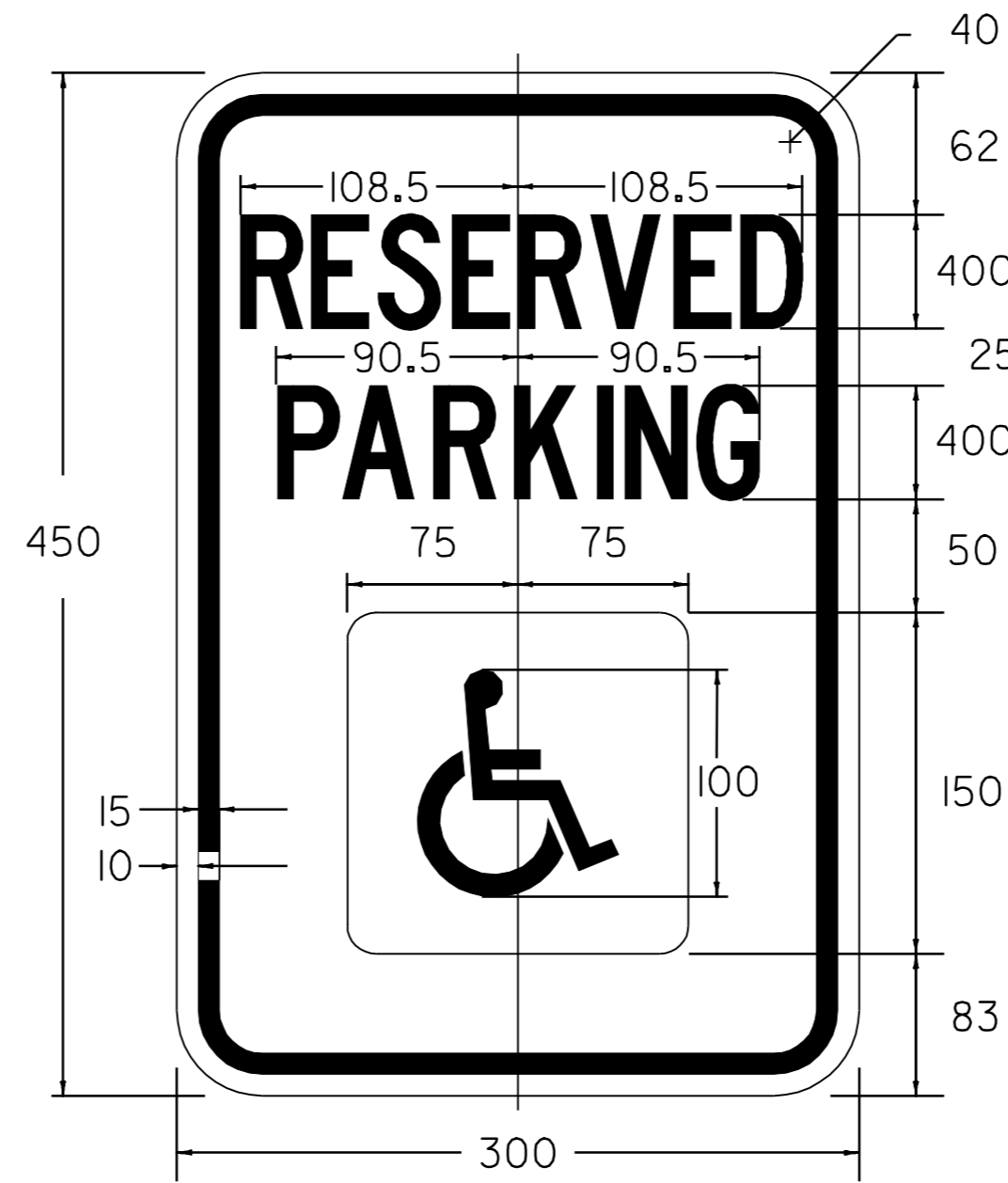


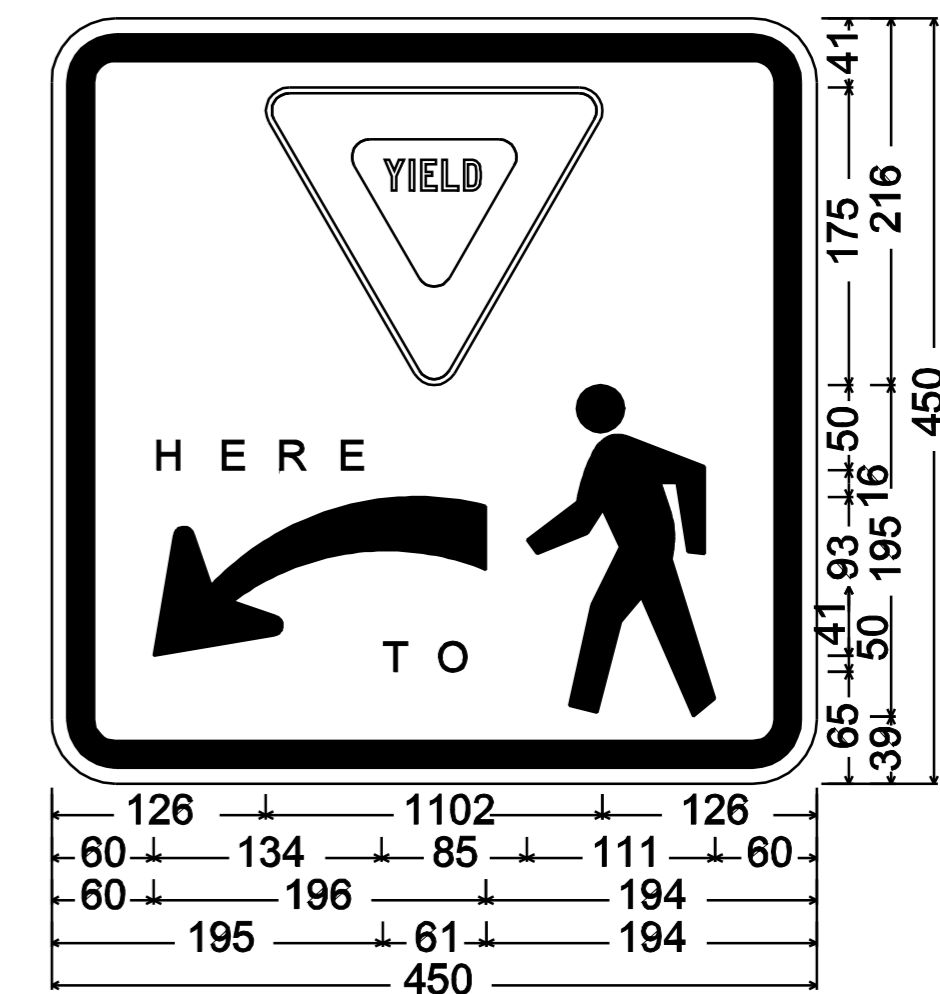
75mm Radius, 30mm Border, 20mm Indent, Black on White;  
 EL ir=5.813, s=2.5; [US 7S] D 2K 30% spacing;  
 ER ir=5.813, s=2.5; [VT 30] D 2K 30% spacing;  
 ER ir=5.813, s=2.5; [US 7N] D 2K 30% spacing;



**R7-8M**

COLORS:

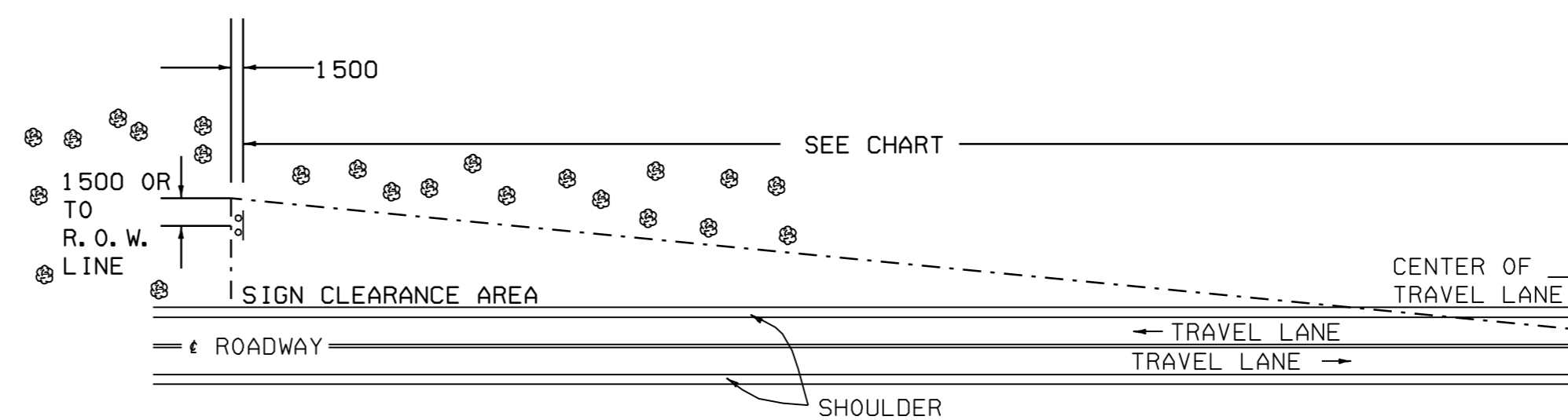
LEGEND AND BORDER-GREEN  
 WHITE SYMBOL ON BLUE BACKGROUND  
 BACKGROUND WHITE



R1-5L\_450x450;  
 40mm Radius, 15mm Border, 9mm Indent, Black on White;  
 [HERE] C 2K specified length; [TO] C 2K;



40mm Radius, 12mm Border, White on Blue;  
 Standard Arrow Custom 120mm X 75mm 180°;  
 [POLICE] C 70% spacing;



MINIMUM SIGN SIGHT DISTANCE CHART

APPROACH SPEED (km/hr)	SIGHT DISTANCE (meters)
50 OR LESS	91
55	107
65	122
70	137
80	152
90	168

THE CONTRACTOR SHALL REMOVE ALL WOODY STEMMED GROWTH INCLUDING BRUSH, SAPLINGS AND TREE LIMBS GROWING WITHIN OR PROJECTING INTO THE CLEARANCE AREA AND DOWN TO GROUND LEVEL. PAYMENT WILL BE FOR THINNING AND TRIMMING FOR SIGNS, ITEM 201.31 AND PAID FOR AS EACH NO CHEMICALS (POISONS OR DEFOLIANTS) WILL BE ALLOWED.

**THINNING AND TRIMMING DETAIL**

MISCELLANEOUS DETAIL SHEET

PROJECT NAME: MIDDLEBURY	PLOT DATE: 06-OCT-2008 13:1
PROJECT NUMBER: NH 2603(I)S	DRAWN BY: MRS
FILE NAME: /pave/06b032/p06b032.dgn	CHECKED BY: NULL
PROJECT LEADER: PTS	SHEET 101 OF 103
DESIGNED BY: NULL	
IPARM FILE NAME: p06b032md.l	

NOT TO SCALE

NOTE: ALL DIMENSIONS IN MILLIMETERS EXCEPT AS INDICATED