

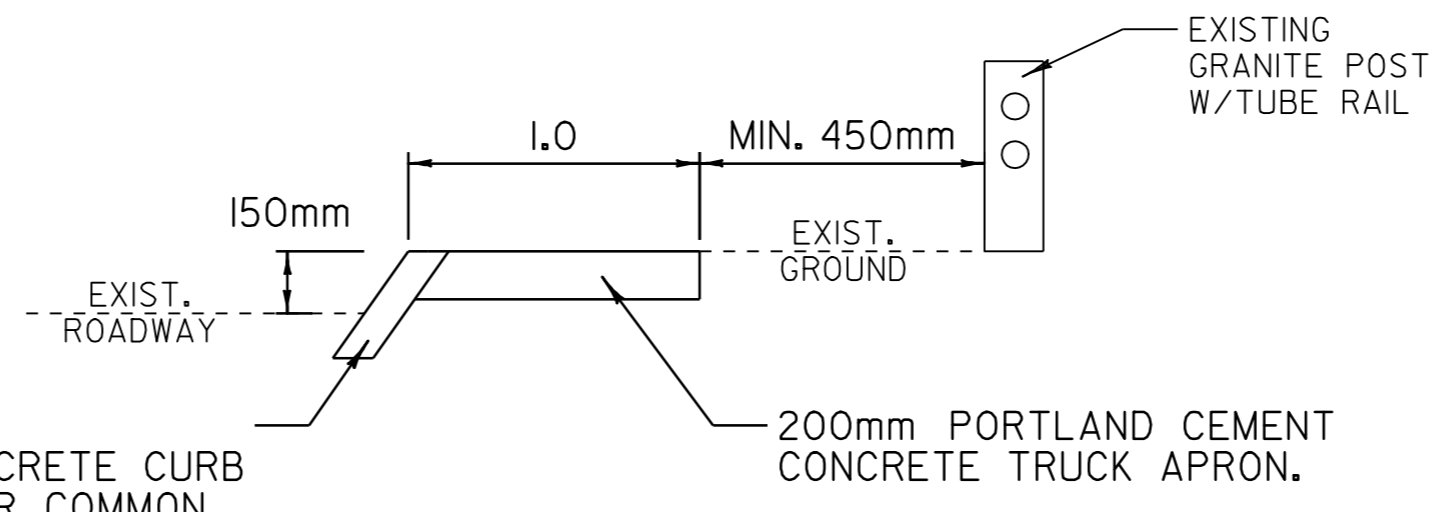
COMMON EXCAVATION
 STA 8+122 TO 8+129 LT
 STA 8+124 TO 8+128 LT

PORTLAND CEMENT CONCRETE SIDEWALK, 125 mm
 STA 8+124 TO 8+132 LT 8+130 LT
 STA 8+125 TO 8+130 LT
 STA 8+122 TO 8+124 LT
PORTLAND CEMENT CONCRETE TRUCK APRON, 200 mm
 STA 8+109 TO 8+127 LT
 STA 8+109 TO 8+131 LT
 STA 8+122 TO 8+130 LT
 STA 8+132 (RAMP LT)

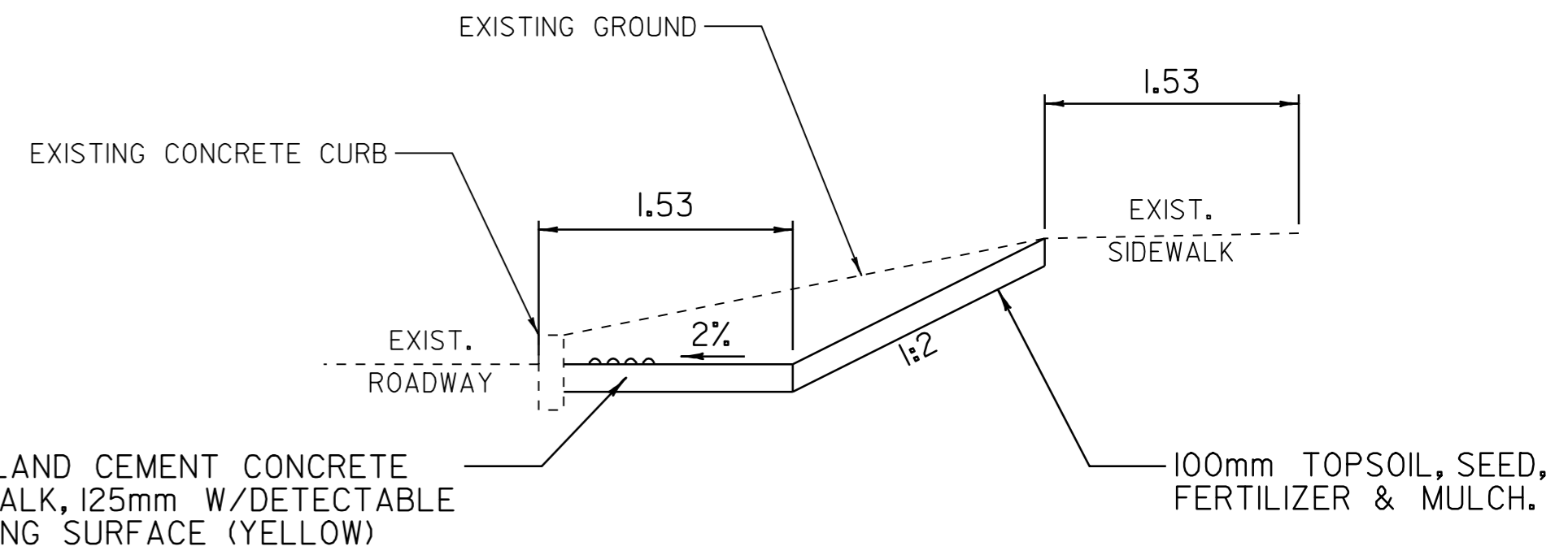
CONSTRUCT SIDEWALK RAMP W/DETECTABLE WARNING SURFACE
 STA 8+132 LT (TYPE 6)
 STA 8+147 LT (TYPE 1)

CONSTRUCT CONCRETE STEPS
 STA 1+184 RT (1.5 M WIDE - 5 RISERS)

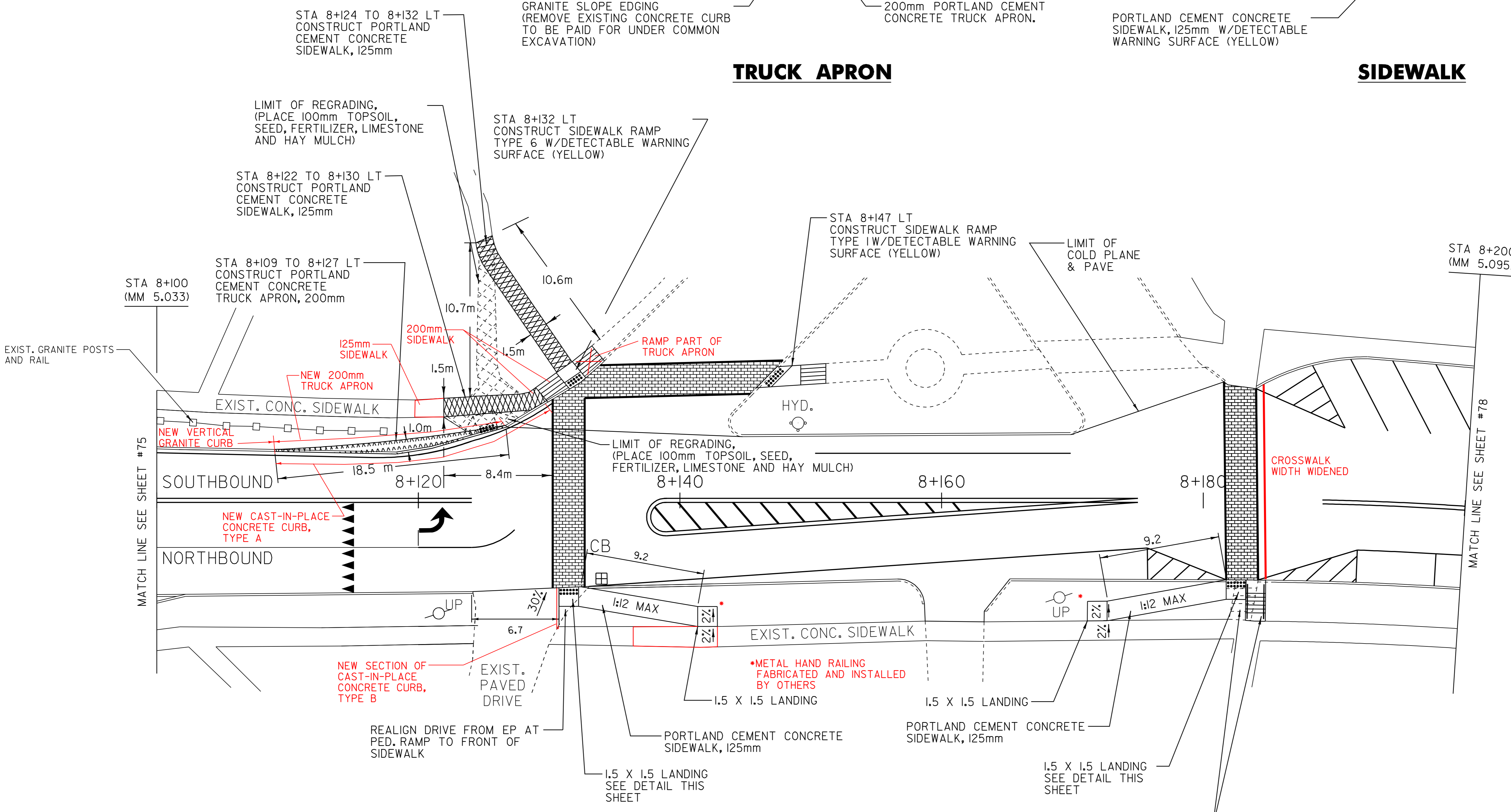
CAST-IN-PLACE CONCRETE CURBS, TYPE A
 STA 8+109 TO STA 8+131 LT



TRUCK APRON



SIDEWALK



REMOVE EXISTING CONCRETE STAIRS AND CONSTRUCT NEW CONCRETE STAIRS (PER STANDARD J-2) AND METAL HAND RAILING. (METAL HAND RAILING WILL BE PROVIDED AND INSTALLED BY THE TOWN OF MIDDLEBURY)

LEGEND

- R = REMOVE EXISTING
- S = SALVAGE
- R&S = REMOVE AND SALVAGE
- N = NEW
- RET = RETAIN
- B-B = BACK TO BACK

**SIDEWALK/RAMP/TRUCK APRON
 DETAIL SHEET**

PROJECT NAME:	MIDDLEBURY	FILE NAME:	/pave/06b032/p06b032.dgn	PLOT DATE:	06-OCT-2008 13:1
PROJECT NUMBER:	NH 2603(I)S	PROJECT LEADER:	PTS	DRAWN BY:	MRS
		DESIGNED BY:	NLL	CHECKED BY:	NLL
		IPARM FILE NAME:	p06b032sr+dl	SHEET	84 OF 103

NOT TO SCALE

NOTE: ALL DIMENSIONS IN METERS EXCEPT AS INDICATED