

TEMPORARY 100mm WHITE LINE, PAINT
 DURABLE 100mm WHITE LINE, THERMOPLASTIC
 STA 8+920 TO 9+052 SOLID RT
 STA 8+920 TO 9+090 SOLID LT
 STA 9+076 TO 9+090 SOLID RT

TEMPORARY 100mm YELLOW LINE, PAINT
 DURABLE 100mm YELLOW LINE, THERMOPLASTIC
 STA 8+920 TO 9+090 SOLID LT & RT

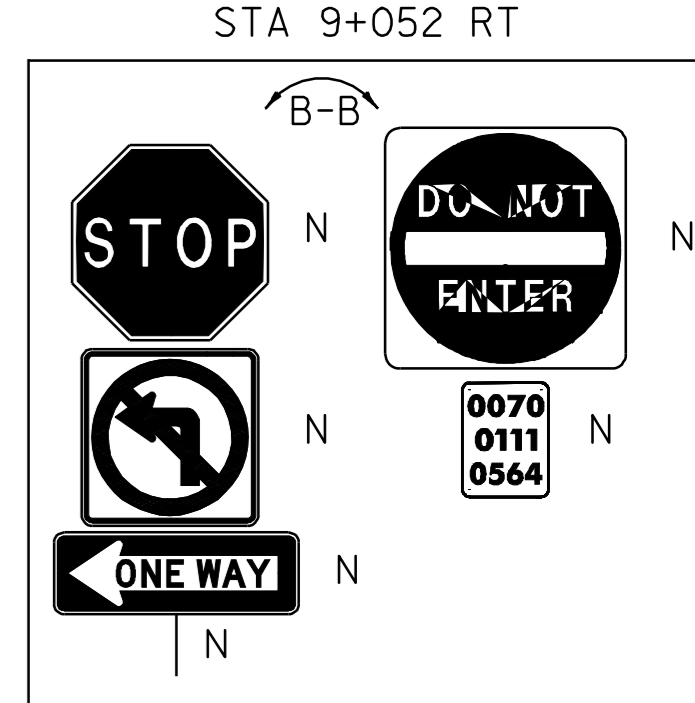
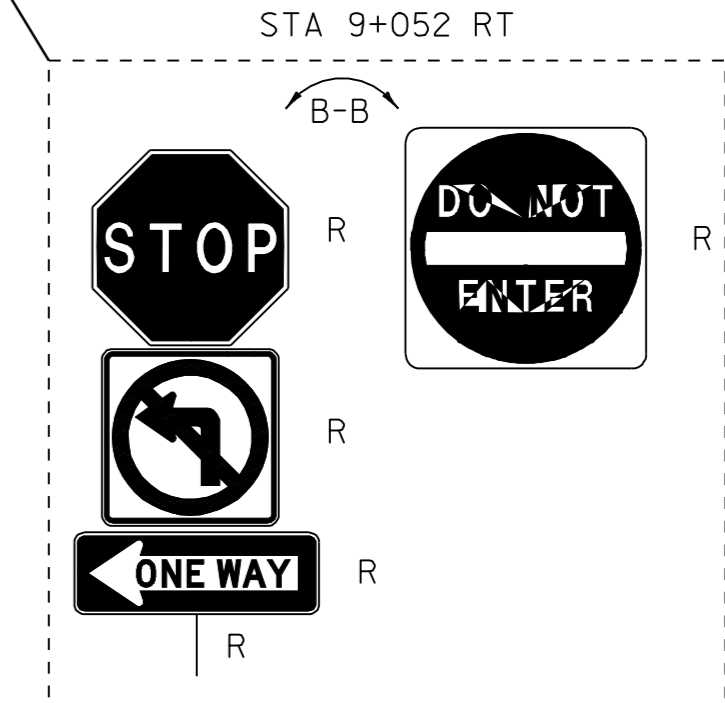
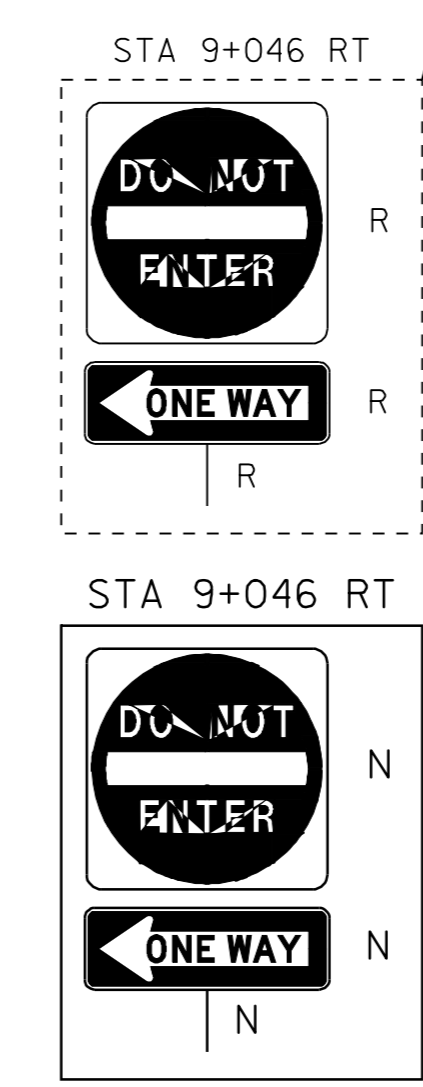
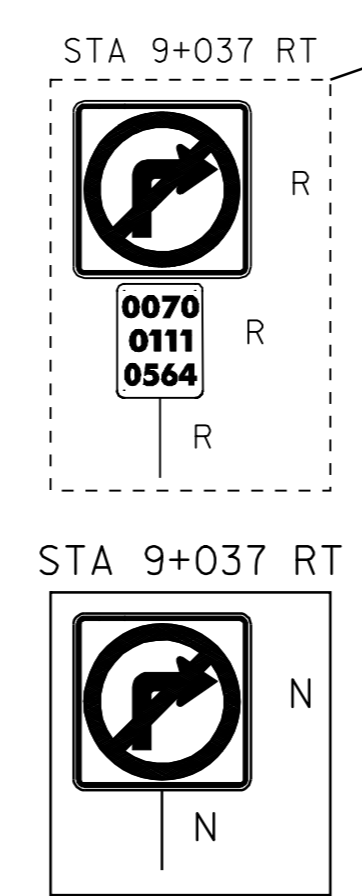
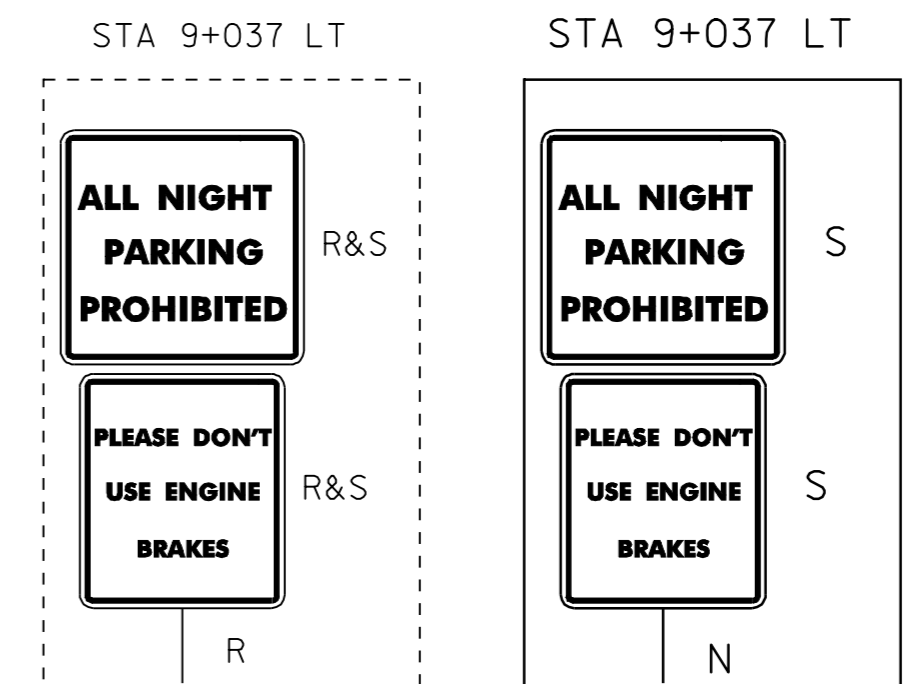
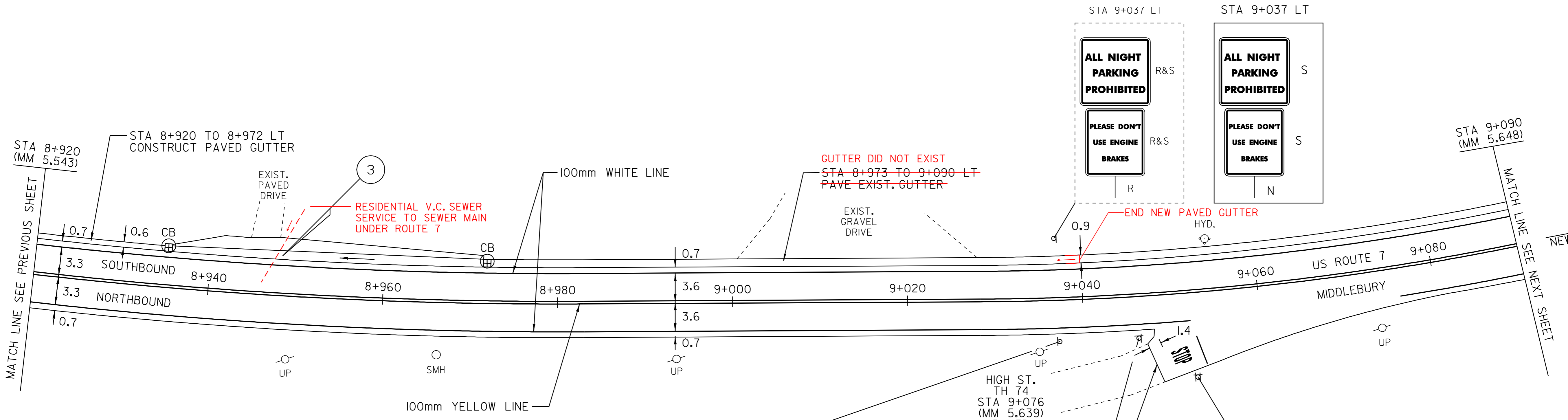
TEMPORARY 600mm STOP BAR, PAINT
 DURABLE 600mm STOP BAR, TYPE ITAPE
 STA 9+053 RT (TH 74)

TEMPORARY LETTER OR SYMBOL, PAINT
 DURABLE LETTER OR SYMBOL, TYPE ITAPE
 STA 9+051 RT - "STOP" (TH 74)

BITUMINOUS CONCRETE GUTTERS AND TRAFFIC ISLANDS
 STA 8+920 TO 9+090 LT
 9+040 LT
 THINNING AND TRIMMING FOR SIGNS
 STA 9+037 LT
 SEE DETAIL SHEET 101

REMOVING SIGNS
 AS SHOWN - 10

ERECTING SALVAGED SIGNS
 AS SHOWN - 2



375mm
 3 STA 8+935 TO 8+972 LT
 NEW 450mm x 35.2 m CSP (I.63)
 OR PCCSP (I.63) OR RCP CLASS III OR CPEP (SL)
 NEW 1.2 m PRCCB W/CIGRATE, TYPE E AT STA 8+972 LT

LEGEND
 R = REMOVE EXISTING
 S = SALVAGE
 R&S = REMOVE AND SALVAGE
 N = NEW
 RET = RETAIN
 B-B = BACK TO BACK

PAVING LAYOUT 14
 PROJECT NAME: MIDDLEBURY
 PROJECT NUMBER: NH 2603(IIS)
 FILE NAME: /pave/06b032/p06b032.dgn PLOT DATE: 06-OCT-2008 13:1
 PROJECT LEADER: PTS DRAWN BY: MRS
 DESIGNED BY: NLL CHECKED BY: NLL
 IPARM FILE NAME: p06b032la4.1 SHEET 82 OF 103

NOT TO SCALE NOTE: ALL DIMENSIONS IN METERS EXCEPT AS INDICATED