

TEMPORARY 100mm WHITE LINE, PAINT
DURABLE 100mm WHITE LINE, THERMOPLASTIC

STA 8+100 TO 8+127	SOLID LT
STA 8+133 TO 8+176	SOLID RT
STA 8+145 TO 8+170	SOLID LT
STA 8+176 TO 8+182	SOLID RT NO PARKING
STA 8+184 TO 8+191	SOLID LT NO PARKING
STA 8+184 TO 8+192	SOLID RT NO PARKING
STA 8+192 TO 8+235	SOLID LT PARKING
STA 8+192 TO 8+204	SOLID RT PARKING
STA 8+204 TO 8+212	SOLID RT NO PARKING
STA 8+219 TO 8+225	SOLID RT NO PARKING
STA 8+225 TO 8+257	SOLID RT PARKING
STA 8+235 TO 8+242	SOLID LT NO PARKING
STA 8+242 TO 8+268	SOLID LT PARKING
STA 8+257 TO 8+262	SOLID RT NO PARKING

TEMPORARY 100mm WHITE LINE, PAINT
DURABLE 100mm WHITE LINE, TYPE I TAPE

STA 8+100 TO 8+127 SOLID RT LANE LINE

TEMPORARY 100mm YELLOW LINE, PAINT
DURABLE 100mm YELLOW LINE, THERMOPLASTIC

STA 8+100 TO 8+124	SOLID LT & RT
STA 8+138 TO 8+175	DOUBLE SOLID RT
STA 8+138 TO 8+175	SOLID LT & RT
STA 8+187 TO 8+270	SOLID LT & RT

DURABLE 200mm YELLOW LINE, THERMOPLASTIC

STA 8+138 TO 8+162 SOLID RT GORE

TEMPORARY LETTER OR SYMBOL, PAINT
DURABLE LETTER OR SYMBOL, TYPE I TAPE

STA 8+115 RT	- YIELD MARKINGS (8)
STA 8+121 RT	- LEFT TURN ARROW
STA 8+191 LT	- DISABLE MARKING

TEMPORARY CROSSWALK MARKING, PAINT

STA 8+132 LT TO RT
STA 8+183 LT TO RT

SPECIAL PROVISION
(DURABLE CROSSWALK MARKING, IMPRINTED/COLORIZED)

STA 8+132 LT TO RT
STA 8+183 LT TO RT

CONSTRUCT SIDEWALK RAMP
W/DETECTABLE WARNING SURFACE (YELLOW)

STA 8+132 TO 8+142 RT
STA 8+172 TO 8+182 RT

CHANGING ELEVATION OF DROP INLETS,
CATCH BASINS, OR MANHOLES

STA 8+134 RT (CB)

GRANITE SLOPE EDGING
STA 8+109 TO 8+127 LT

VERTICAL GRANITE CURB

STA 8+100 TO 8+109 LT
STA 8+127 TO 8+130 LT
STA 8+145 TO 8+170 LT

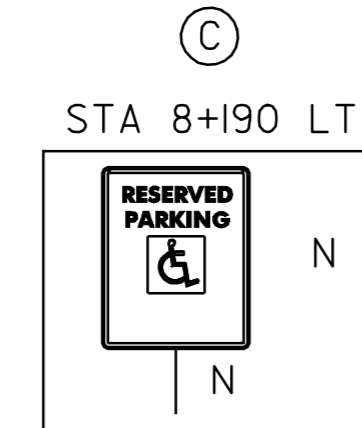
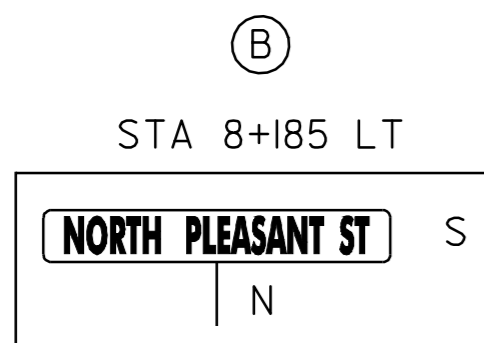
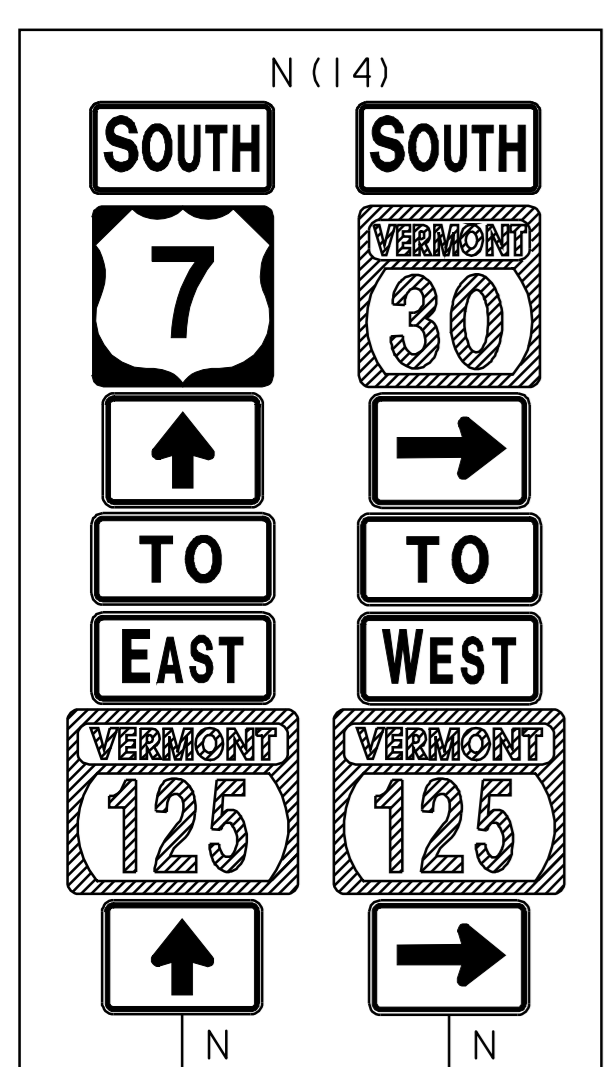
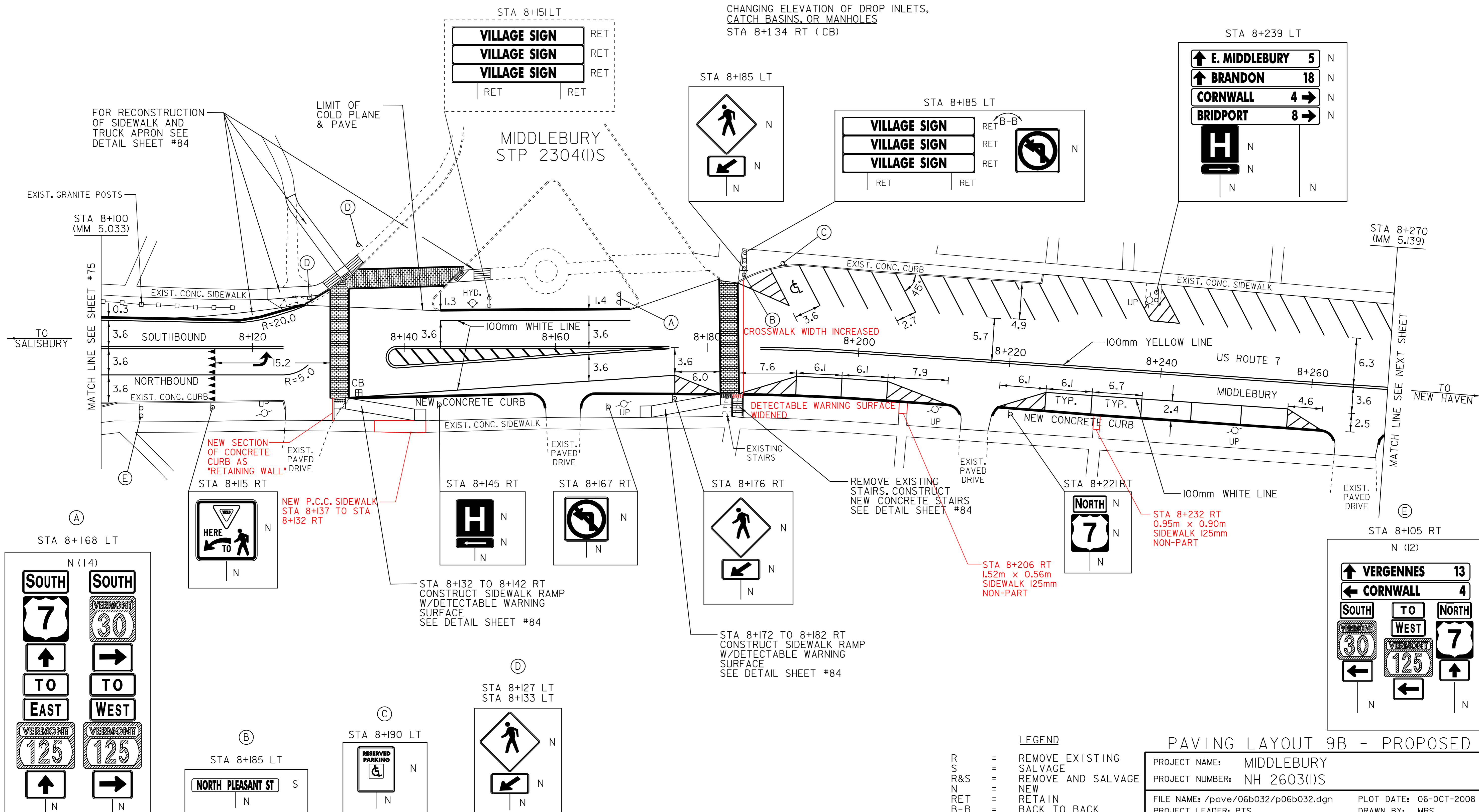
CAST-IN-PLACE CONCRETE CURB, TYPE B

STA 8+133 TO 8+159 RT
STA 8+163 TO 8+182 RT
STA 8+185 TO 8+214 RT
STA 8+218 TO 8+263 RT
STA 8+269 TO 8+270 RT



ERECTING SALVAGED SIGNS
AS SHOWN - 1

ERECTING SALVAGED SIGNS
AS SHOWN - 1



LEGEND

R	= REMOVE EXISTING
S	= SALVAGE
R&S	= REMOVE AND SALVAGE
N	= NEW
RET	= RETAIN
B-B	= BACK TO BACK

PAVING LAYOUT 9B - PROPOSED

PROJECT NAME:	MIDDLEBURY	FILE NAME:	/pave/06b032/p06b032.dgn	PLOT DATE:	06-OCT-2008 13:1
PROJECT NUMBER:	NH 2603(I)S	PROJECT LEADER:	PTS	DRAWN BY:	MRS
DESIGNED BY:	NLL	CHECKED BY:	NLL		
IPARM FILE NAME:	p06b032a09b.i				

SHEET 77 OF 103

NOT TO SCALE

NOTE: ALL DIMENSIONS IN METERS EXCEPT AS INDICATED