

TEMPORARY 100mm WHITE LINE, PAINT
 DURABLE 100mm WHITE LINE, THERMOPLASTIC
 STA 6+851 TO 6+950 SOLID RT
 STA 6+851 TO 6+859 SOLID LT
 STA 6+871 TO 6+950 SOLID LT

TEMPORARY 100mm YELLOW LINE, PAINT
 DURABLE 100mm YELLOW LINE, THERMOPLASTIC
 STA 6+851 TO 6+859 SOLID LT & RT
 STA 6+865 DOUBLE SOLID LT (TH 19)
 STA 6+871 TO 6+950 SOLID LT & RT

TEMPORARY 600mm STOP BAR, PAINT
 DURABLE 600mm STOP BAR, TYPE 1 TAPE
 STA 6+860 TO 6+865 LT (TH 19)

TEMPORARY LETTER OR SYMBOL, PAINT
 DURABLE LETTER OR SYMBOL, TYPE 1 TAPE
 STA 6+862 LT - "STOP" (TH 19)

TEMPORARY CROSSWALK MARKING, PAINT
 STA 6+858 TO 6+871 LT (TH 19)
 STA 6+858 TO 6+859 RT TO LT

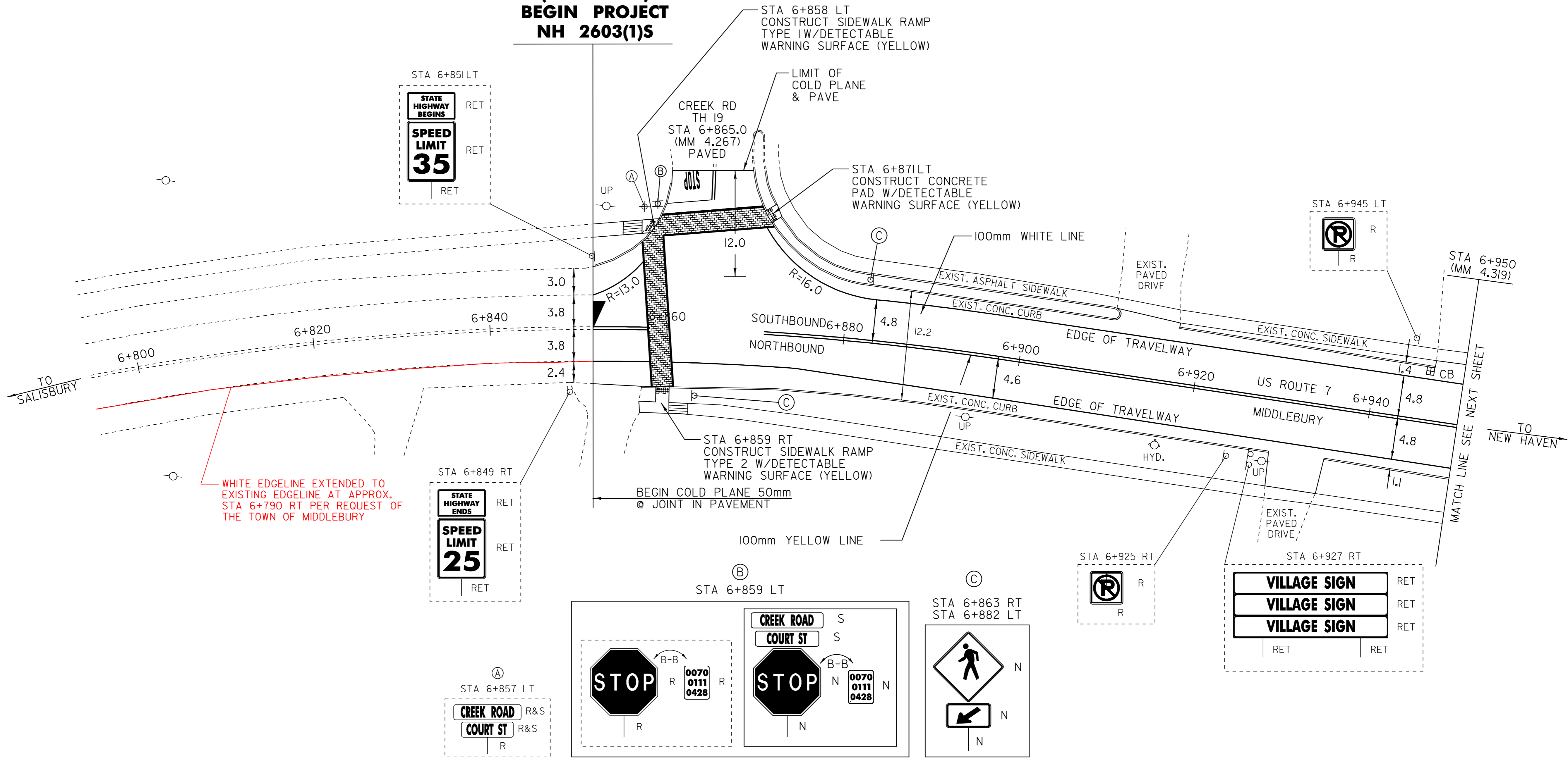
SPECIAL PROVISION
 (DURABLE CROSSWALK MARKING, IMPRINTED/COLORIZED)
 STA 6+858 TO 6+871 LT (TH 19)
 STA 6+858 TO 6+859 RT TO LT

CONSTRUCT SIDEWALK RAMP
 W/DETECTABLE WARNING SURFACE
 STA 6+858 LT (TYPE 1) (TH 19)
 STA 6+859 RT (TYPE 2)
 STA 6+871 LT (TH 19)
 REHAB OF CATCH BASIN
 CHANGE ELEVATION OF DROP INLETS,
 CATCH BASINS OR MANHOLES
 STA 6+946 LT (CB)

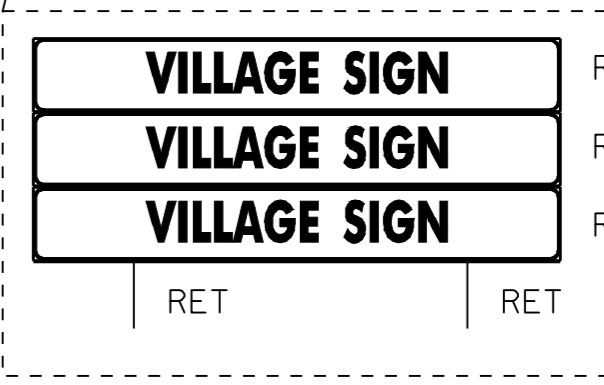

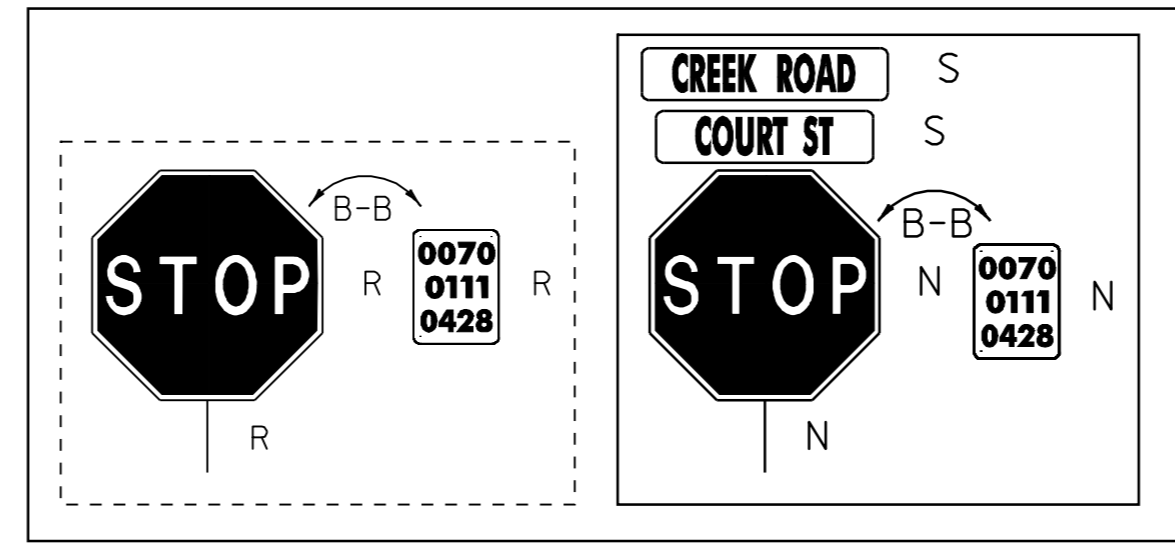
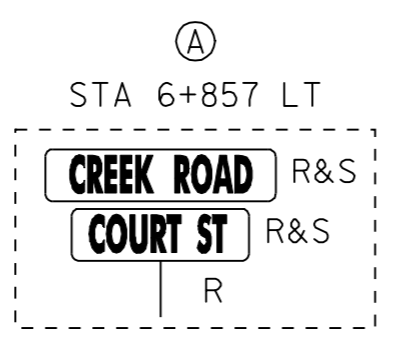
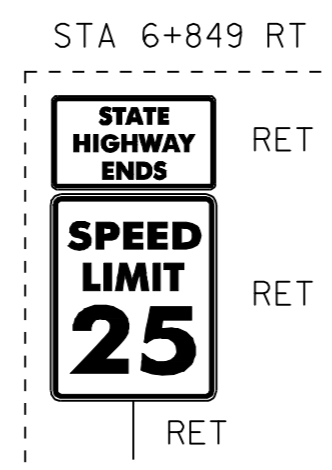
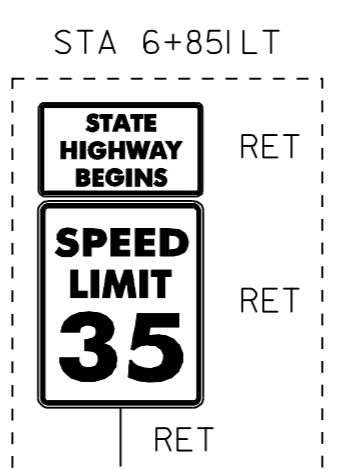
REMOVING SIGNS
 AS SHOWN - 6

ERECTING SALVAGED SIGNS
 AS SHOWN - 2

**US ROUTE 7
 STA 6+851.0
 (MM 4.257)
 BEGIN PROJECT
 NH 2603(1)S**



WHITE EDGELINE EXTENDED TO EXISTING EDGELINE AT APPROX. STA 6+790 RT PER REQUEST OF THE TOWN OF MIDDLEBURY



LEGEND

- R = REMOVE EXISTING
- S = SALVAGE
- R&S = REMOVE AND SALVAGE
- N = NEW
- RET = RETAIN
- B-B = BACK TO BACK

PAVING LAYOUT 1

PROJECT NAME:	MIDDLEBURY	FILE NAME:	/pave/06b032/p06b032.dgn	PLOT DATE:	06-OCT-2008 13:1
PROJECT NUMBER:	NH 2603(1)S	PROJECT LEADER:	PTS	DRAWN BY:	MRS
		DESIGNED BY:	NLL	CHECKED BY:	NLL
		IPARM FILE NAME:	p06b032la01.i	SHEET	66 OF 103

NOT TO SCALE

NOTE: ALL DIMENSIONS IN METERS EXCEPT AS INDICATED