

TEMPORARY 100mm WHITE LINE, PAINT
 DURABLE 100mm WHITE LINE, THERMOPLASTIC
 STA 2+260 TO 2+286 SOLID LT
 STA 2+285 TO 2+289 SOLID RT NO PARKING
 STA 2+295 TO 2+298 SOLID RT NO PARKING
 STA 2+316 TO 2+326 SOLID LT NO PARKING
 STA 2+316 TO 2+326 SOLID RT NO PARKING
 STA 2+328 TO 2+334 SOLID LT NO PARKING
 STA 2+328 TO 2+332 SOLID RT NO PARKING
 STA 2+358 TO 2+368 SOLID RT NO PARKING
 STA 2+380 TO 2+386 SOLID LT NO PARKING
 STA 2+388 TO 2+394 SOLID LT NO PARKING
 STA 2+390 TO 2+396 SOLID RT NO PARKING

TEMPORARY 100mm YELLOW LINE, PAINT
 DURABLE 100mm YELLOW LINE, THERMOPLASTIC
 STA 2+260 TO 2+297 SOLID LT & RT
 STA 2+295 DOUBLE SOLID LT (TH 57)
 STA 2+309 TO 2+326 SOLID LT & RT
 STA 2+329 TO 2+377 SOLID LT & RT
 STA 2+358 TO 2+377 DOUBLE SOLID RT
 STA 2+390 TO 2+410 DOUBLE SOLID RT
 STA 2+391 DOUBLE SOLID RT (TH 6)

TEMPORARY 600mm STOP BAR, PAINT
 DURABLE 600mm STOP BAR, TYPE ITAPE
 STA 2+288 TO 2+294 LT (TH 57)
 STA 2+373 TO 2+377 RT (TH 6)
 TEMPORARY LETTER OR SYMBOL, PAINT
 DURABLE LETTER OR SYMBOL, TYPE ITAPE
 STA 2+295 LT - "STOP" (TH 57)
 STA 2+358 LT - DISABLED MARKING
 STA 2+391 RT - "STOP" (TH 6)
 STA 2+401 RT - ARROW MARKING

CHANGING ELEVATION OF DROP INLETS,
 CATCH BASINS, OR MANHOLES
 STA 2+332 LT (CB)
 STA 2+356 LT (CB)
 STA 2+360 RT (CB)
 STA 2+378 RT (CB) (TH 6) - DID NOT TOUCH
 STA 2+332 RT (CB)
 CHANGING ELEVATION OF SEWER MANHOLES
 STA 2+361 RT
 STA 2+313 RT
 ADJUST ELEVATION OF VALVE BOX
 STA 2+263 LT
 STA 2+283 RT
 STA 2+370 LT
 STA 2+372 LT
 STA 2+282 CL
 STA 2+297 LT
 STA 2+395 LT

REMOVING SIGNS
 AS SHOWN - 11
 ERECTING SALVAGED SIGNS
 AS SHOWN - 2

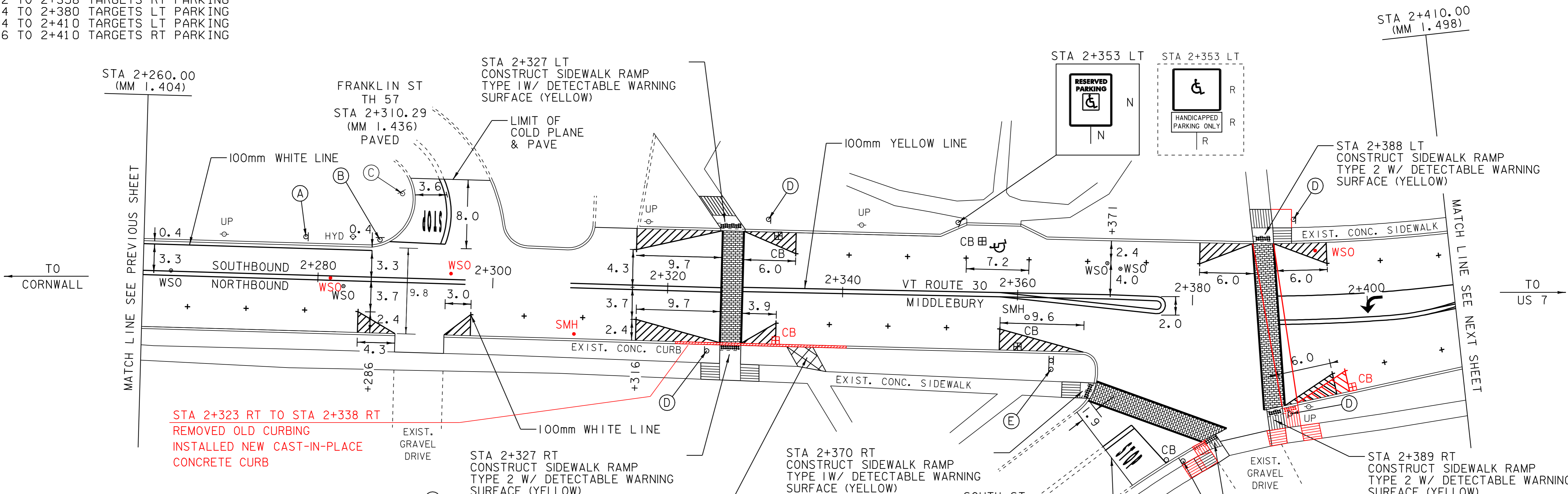
TEMPORARY 100mm WHITE LINE, PAINT
 STA 2+390 TO 2+402 SOLID LT LANE LINE
 STA 2+402 TO 2+410 DOTTED LT LANE LINE

DURABLE 100mm WHITE LINE, TYPE ITAPE
 STA 2+390 TO 2+402 SOLID LT LANE LINE
 STA 2+402 TO 2+410 DOTTED LT LANE LINE

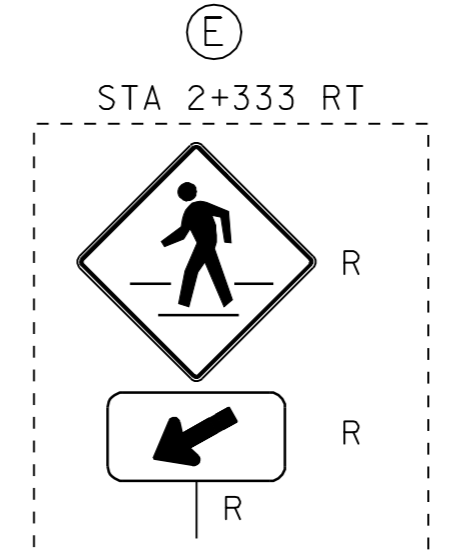
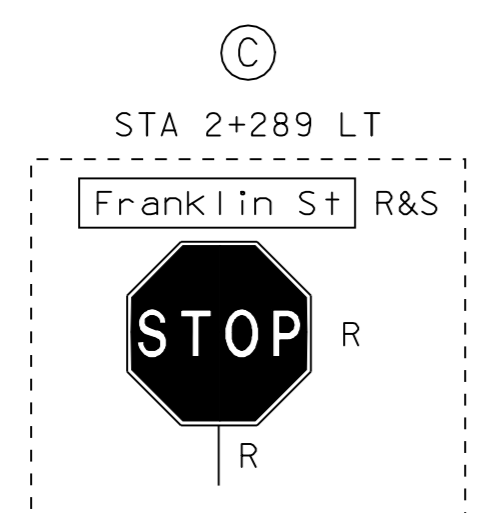

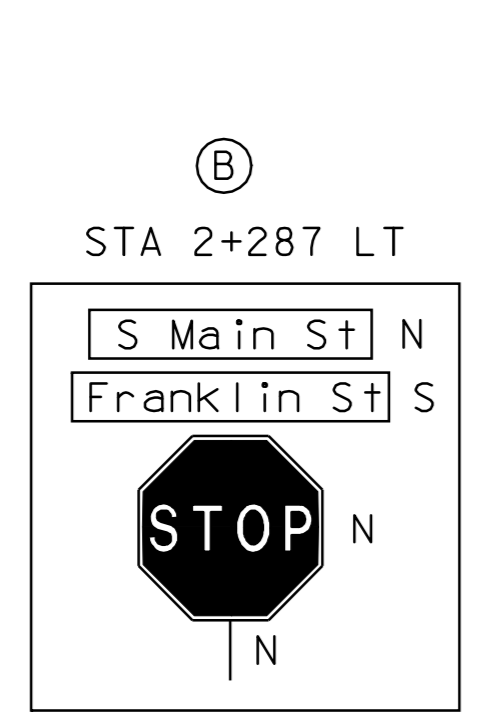
TEMPORARY 150mm WHITE LINE, PAINT
 DURABLE 150mm WHITE LINE, THERMOPLASTIC
 STA 2+260 TO 2+285 TARGETS RT PARKING
 STA 2+298 TO 2+316 TARGETS RT PARKING
 STA 2+332 TO 2+358 TARGETS RT PARKING
 STA 2+334 TO 2+380 TARGETS LT PARKING
 STA 2+394 TO 2+410 TARGETS LT PARKING
 STA 2+396 TO 2+410 TARGETS RT PARKING

TEMPORARY CROSSWALK MARKING, PAINT
 STA 2+327 LT TO RT
 STA 2+370 TO 2+383 RT (TH 6)
 STA 2+388 LT TO 2+389 RT
 SPECIAL PROVISION (DURABLE
 CROSSWALK MARKING, IMPRINTED/COLORIZED)
 STA 2+327 LT TO RT
 STA 2+370 TO 2+383 RT (TH 6)
 STA 2+388 LT TO 2+389 RT

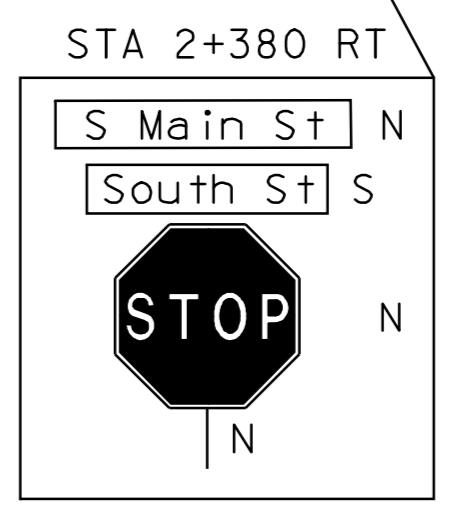
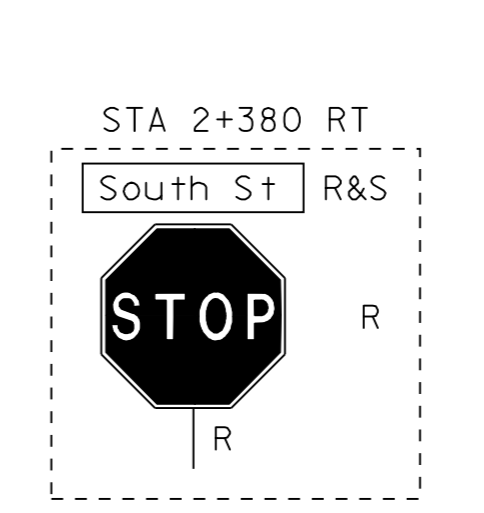
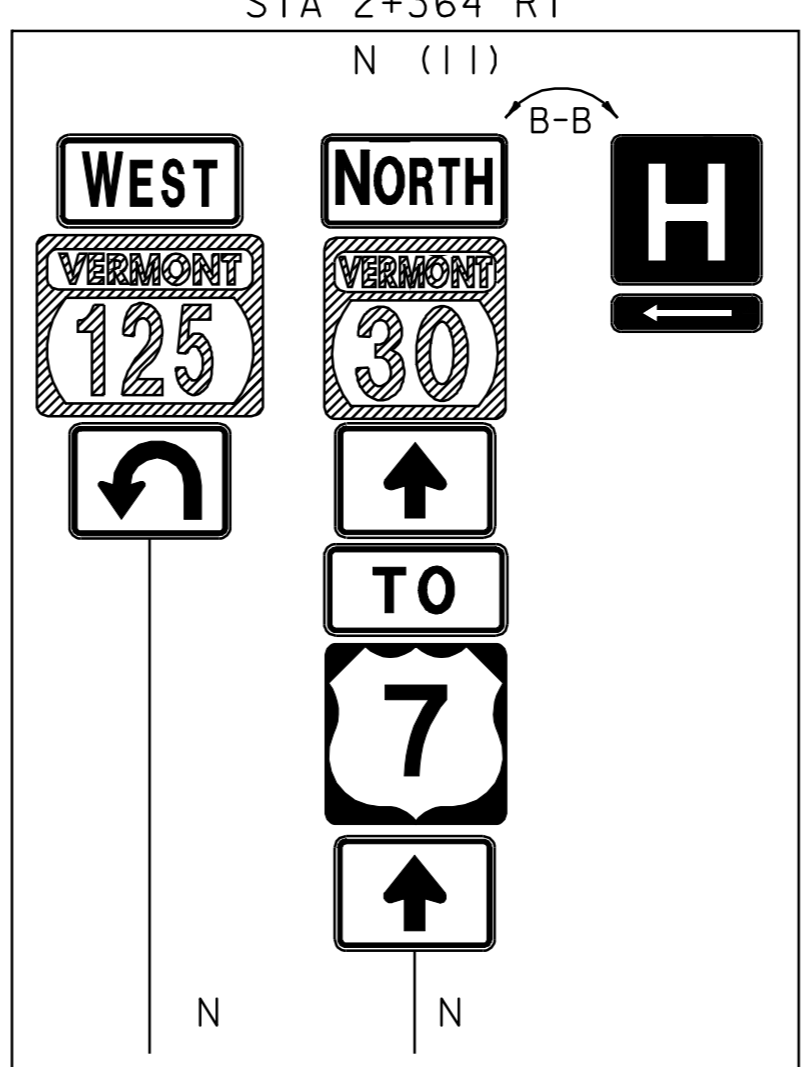
CONSTRUCT SIDEWALK RAMP W/DETECTABLE
 WARNING SURFACE (YELLOW)
 STA 2+327 LT (TYPE 1)
 STA 2+327 RT (TYPE 2)
 STA 2+370 RT (TYPE 1) (TH 6)
 STA 2+383 RT (TYPE 2) (TH 6)
 STA 2+388 LT (TYPE 2)
 STA 2+389 RT (TYPE 2)



STA 2+323 RT TO STA 2+338 RT
 REMOVED OLD CURBING
 INSTALLED NEW CAST-IN-PLACE
 CONCRETE CURB



STA 2+336 RT
 REMOVE EXISTING
 SIDEWALK CONSTRUCT
 NEW CONCRETE CURB
 (PLACE 100mm TOPSOIL,
 SEED, FERTILIZER,
 LIMESTONE AND HAY
 MULCH)



LEGEND
 R = REMOVE EXISTING
 S = SALVAGE
 R&S = REMOVE AND SALVAGE
 N = NEW
 RET = RETAIN
 B-B = BACK TO BACK

UNLESS OTHERWISE NOTED,
 PARKING SPACES ARE LAID
 OUT AS FOLLOWS: FIRST
 AND LAST ARE 6.1 m LONG
 AND THOSE IN BETWEEN ARE
 6.7 m LONG.

NOT TO SCALE

NOTE: ALL DIMENSIONS IN METERS EXCEPT AS INDICATED

PAVING LAYOUT II

PROJECT NAME: MIDDLEBURY	FILE NAME: /pave/0ld048/pd048.dgn	PLOT DATE: 06-OCT-2008 13:00
PROJECT NUMBER: STP 2304(I)S	PROJECT LEADER: PTS	DRAWN BY: MRS
	IPARM FILE NAME: pd048III.I	CHECKED BY: NLL
		SHEET 29 OF 103