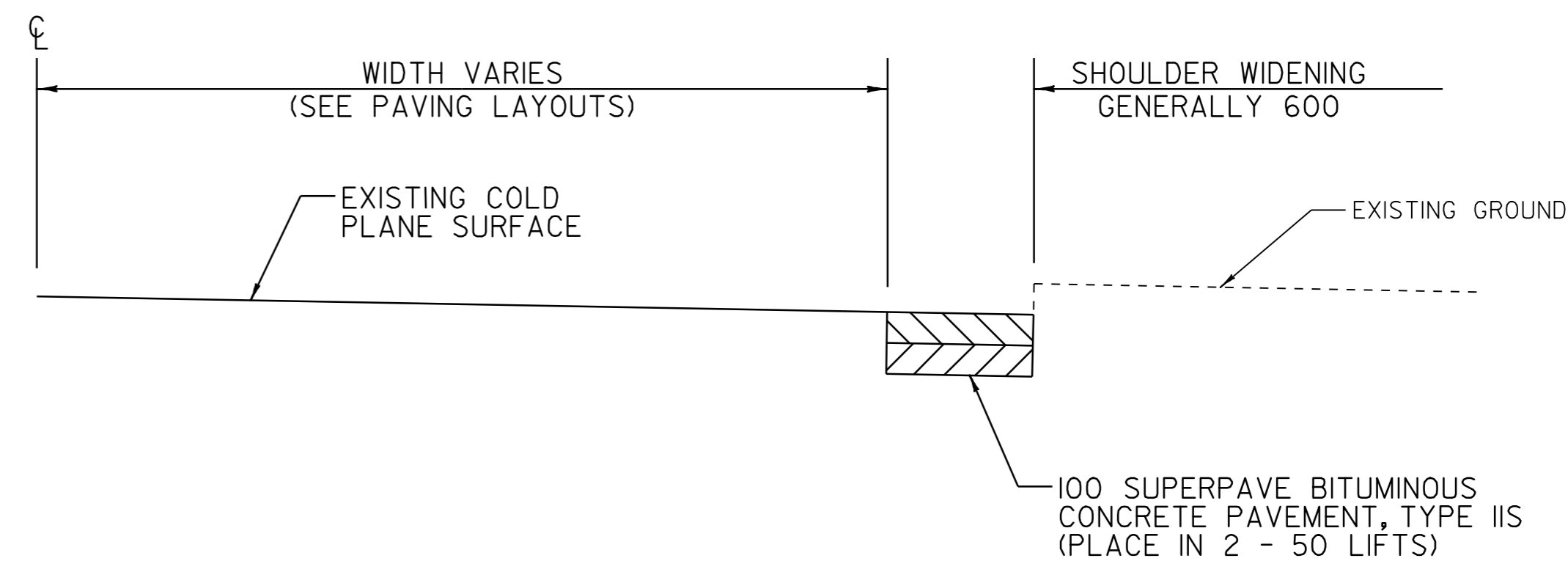


**PHASE I**

NOT TO SCALE

MIDDLEBURY  
STA 0+940 TO STA 1+313 VT RTE 30



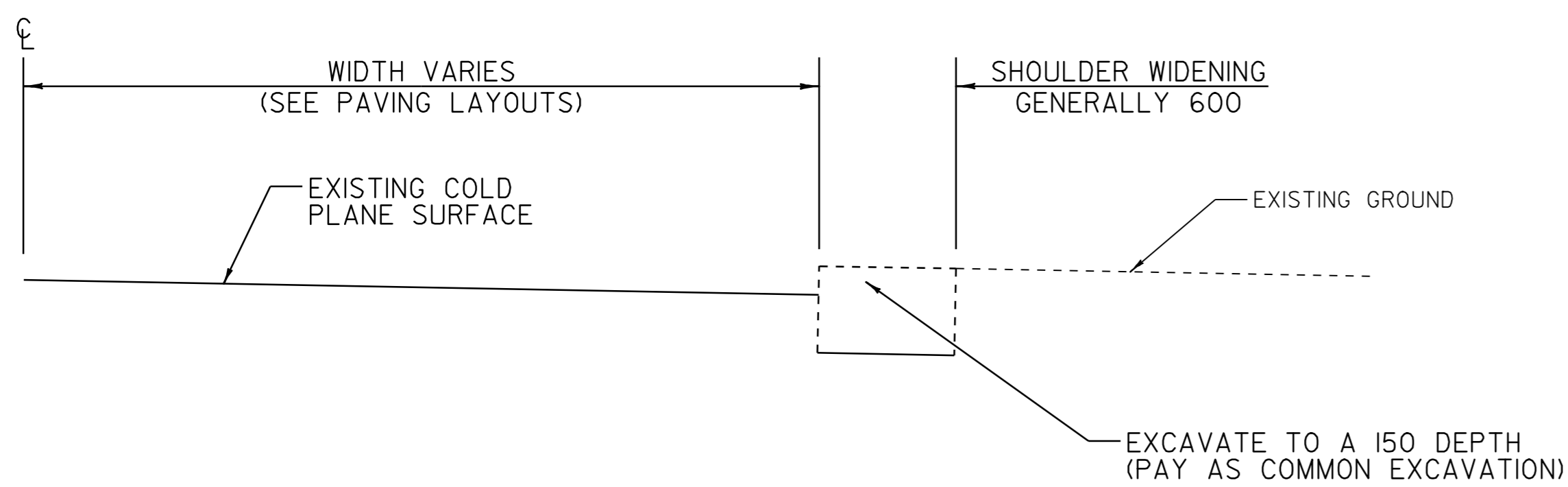
**PHASE III**

NOT TO SCALE

MIDDLEBURY  
STA 0+940 TO STA 1+313 VT RTE 30

**NOTE:**

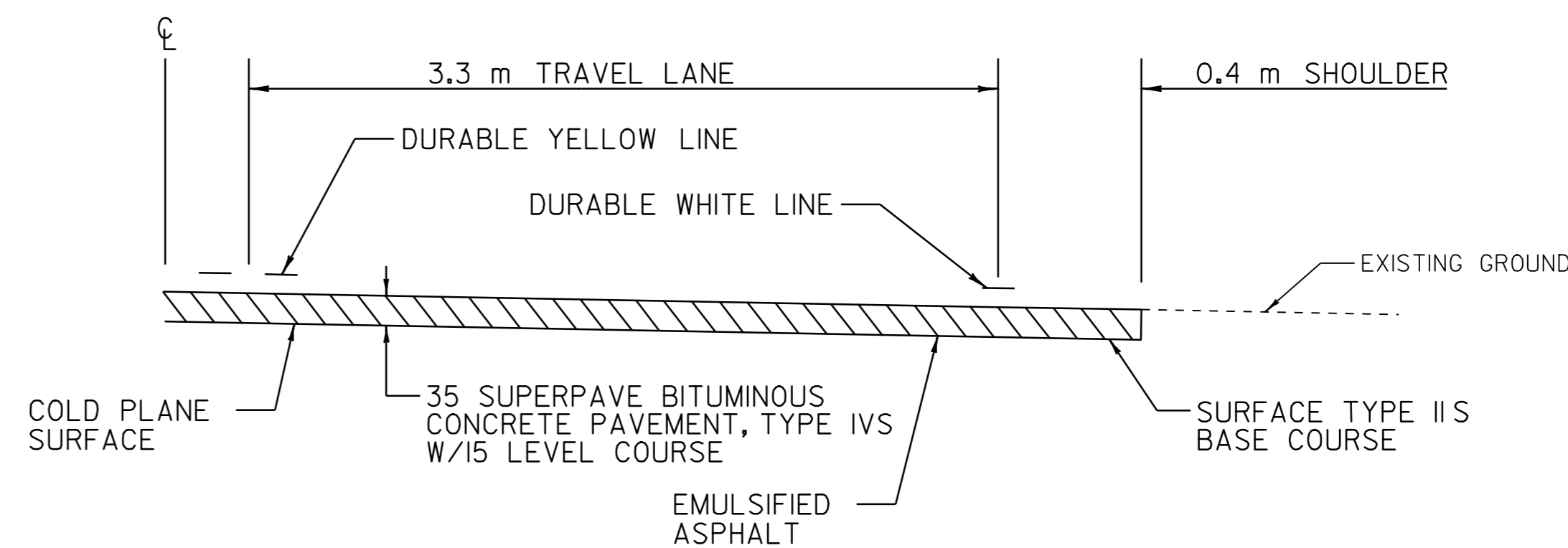
- I. THE CONTRACTOR SHALL NOT LEAVE THE UNPROTECTED 100 DROP OFF EXPOSED TO VEHICULAR TRAFFIC. THE CONTRACTOR SHALL EXCAVATE TO THE DEPTH NOTED AND PAVE WITH 100 OF SUPERPAVE BITUMINOUS CONCRETE PAVEMENT, TYPE IIS IN THE SAME WORK DAY, UNLESS OTHERWISE DIRECTED BY THE RESIDENT ENGINEER.



**PHASE II**

NOT TO SCALE

MIDDLEBURY  
STA 0+940 TO STA 1+313 VT RTE 30



**PHASE IV**

NOT TO SCALE

MIDDLEBURY  
STA 0+940 TO STA 1+313 VT RTE 30

**SHOULDER WIDENING DETAIL SHEET**

PROJECT NAME:	MIDDLEBURY	FILE NAME:	/pave/0ld048/pd048.dgn	PLOT DATE:	06-OCT-2008 13:0
PROJECT NUMBER:	STP 2304(I)S	PROJECT LEADER:	PTS	DRAWN BY:	MRS
		IPARM FILE NAME:	pd048sw01.i	CHECKED BY:	NLL
				SHEET	13 OF 103

NOTE: ALL DIMENSIONS IN MILLIMETERS EXCEPT AS INDICATED