

DURABLE 6" YELLOW LINE
 STA 4+00 ~ 4+53 LT (EDGE--ISLAND--SOLID)
 STA 5+84 ~ 10+00 LT (EDGE--ISLAND--SOLID)

TEMPORARY 6" YELLOW LINE
 STA 4+00 ~ 4+53 LT (EDGE--ISLAND--SOLID)
 STA 5+84 ~ 10+00 LT (EDGE--ISLAND--SOLID)

DUR. 6" WHITE LINE
 STA 4+00 ~ 5+17 LT (TURN LANE--SOLID)
 STA 4+00 ~ 4+98 RT (EDGE--SOLID)
 STA 4+00 ~ 5+15 LT (EDGE--SOLID)
 STA 5+15 ~ 6+15 LT (EDGE--SOLID)
 STA 6+52 ~ 10+00 LT (EDGE--SOLID)
 STA 6+75 ~ 8+75 LT (TURN LANE--SOLID)
 STA 5+39 ~ 9+54 LT (EDGE--SOLID)
 STA 8+75 ~ 10+00 LT (DASHED)
 STA 9+54 ~ 10+00 LT (EDGE--SOLID--RAMP C)

TEMPORARY 6" WHITE LINE
 STA 4+00 ~ 5+17 LT (TURN LANE--SOLID)
 STA 4+00 ~ 4+98 RT (EDGE--SOLID)
 STA 4+00 ~ 5+15 LT (EDGE--SOLID)
 STA 5+15 ~ 6+15 LT (EDGE--SOLID)
 STA 6+52 ~ 10+00 LT (EDGE--SOLID)
 STA 6+75 ~ 8+75 LT (TURN LANE--SOLID)
 STA 5+84 ~ 9+54 LT (EDGE--SOLID)
 STA 8+75 ~ 10+00 LT (DASHED)
 STA 9+54 ~ 10+00 LT (EDGE--SOLID--RAMP C)

DURABLE 12" WHITE LINE
 STA 6+15 ~ 6+75 LT (GORE--SOLID)
 STA 9+54 ~ 10+00 LT (GORE--SOLID)

TEMPORARY 12" WHITE LINE
 STA 6+15 ~ 6+75 LT (GORE--SOLID)
 STA 9+54 ~ 10+00 LT (GORE--SOLID)

DURABLE LETTER OR SYMBOL
 STA 4+43 LT (LT. ARROW)
 STA 5+06 RT (STOP) (RAMP F)

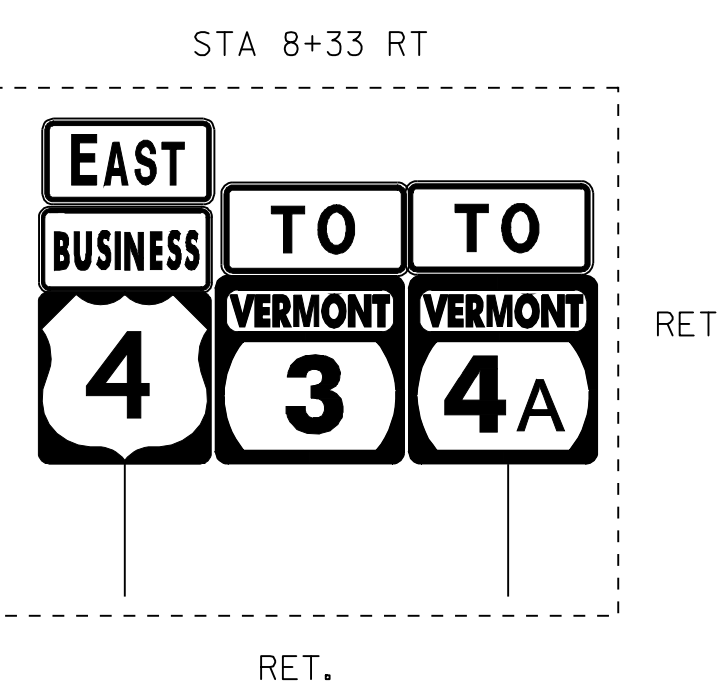
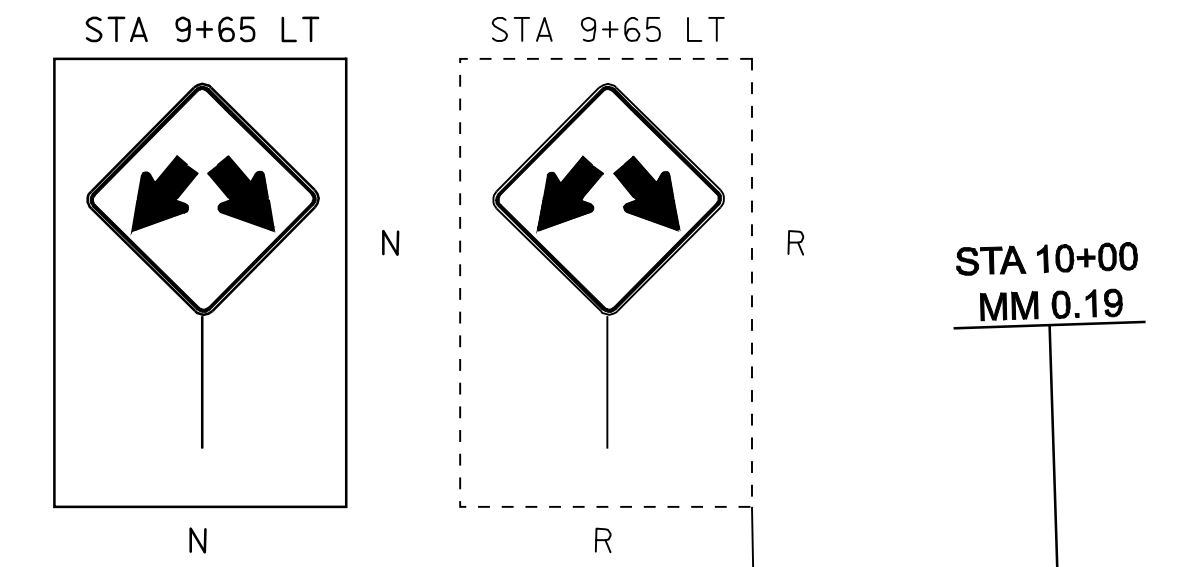
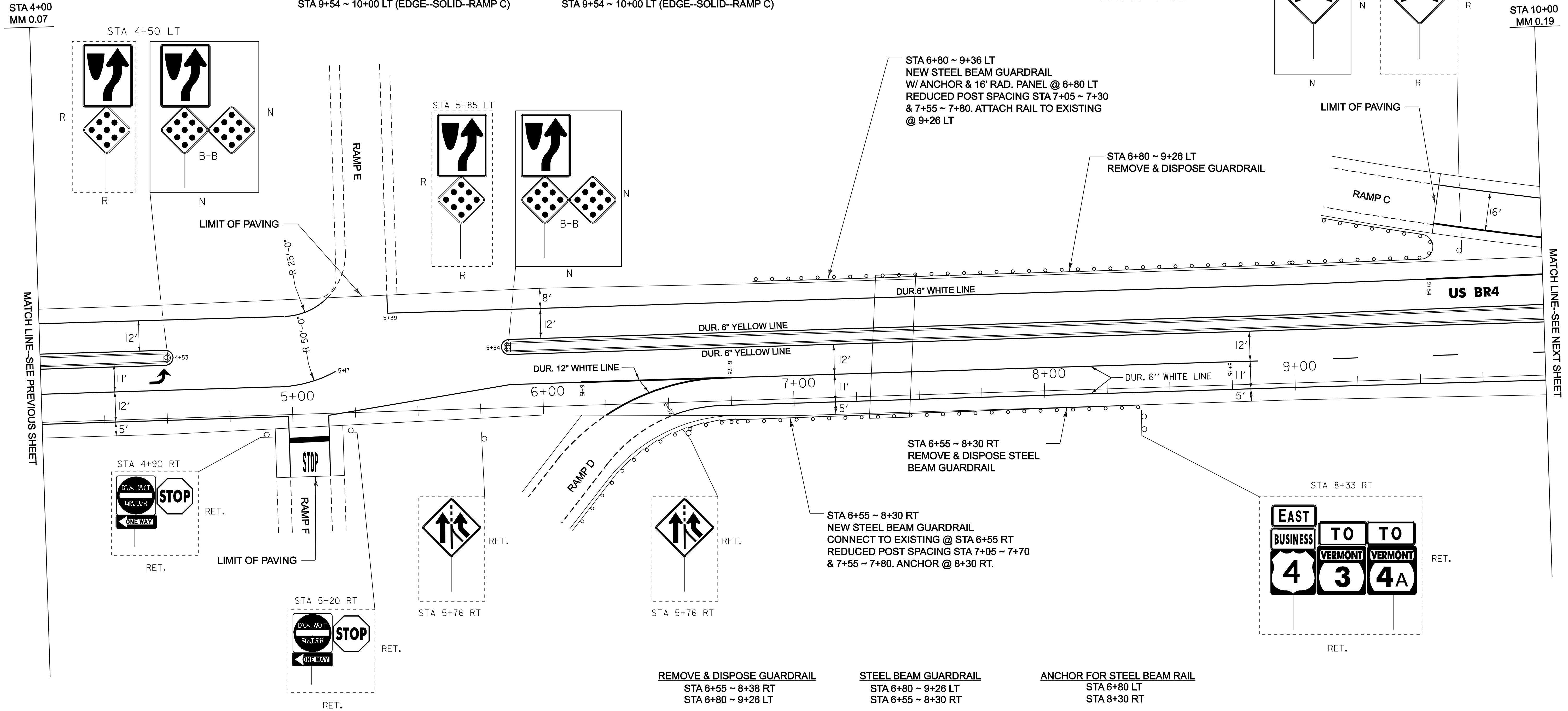
TEMPORARY LETTER OR SYMBOL
 STA 4+43 LT (LT. ARROW)
 STA 5+06 RT (STOP) (RAMP F)

PAINTED CURB
 STA 4+00 ~ 4+20 LT
 STA 4+23 ~ 4+52 LT
 STA 5+85 ~ 6+15 LT

REMOVING SIGNS
 5 EA.

DURABLE 24" STOP BAR
 STA 4+98 ~ 5+14 RT (RAMP F)

TEMPORARY 24" STOP BAR
 STA 4+98 ~ 5+14 RT (RAMP F)



PAVING PROJECT LAYOUT #10 BR 4	PROJECT NAME: WEST RUTLAND	PLOT DATE: 06-FEB-2009 15:2
	PROJECT NUMBER: STP 260(2)S	DRAWN BY: JLR
	FILE NAME: /pave/0ld046/pd046.dgn	CHECKED BY: JLR
	PROJECT LEADER: WOOLAVER	SHEET 19 OF 45

NOT TO SCALE