

STEEL BEAM GUARDRAIL, GALVANIZED

STA. 69+50.0 TO 71+00.0, RT
STA. 73+37.5 TO 73+90.5, RT

STEEL BEAM GUARDRAIL, GALVANIZED W/8 FEET POSTS

STA. 71+00.0 TO 73+37.5, RT

ANCHOR FOR STEEL BEAM RAIL

STA. 73+90.5, RT

REMOVAL AND DISPOSAL OF GUARDRAIL

STA. 69+50 TO 73+56.5, RT

DURABLE 4 INCH WHITE LINE

(ALL LINES WILL INCLUDE EDGE LINE BREAKS AND RADIi FOR SIDE ROADS)
STA. 69+50 TO 75+50, SOLID LT & RT

DURABLE 4 INCH YELLOW LINE

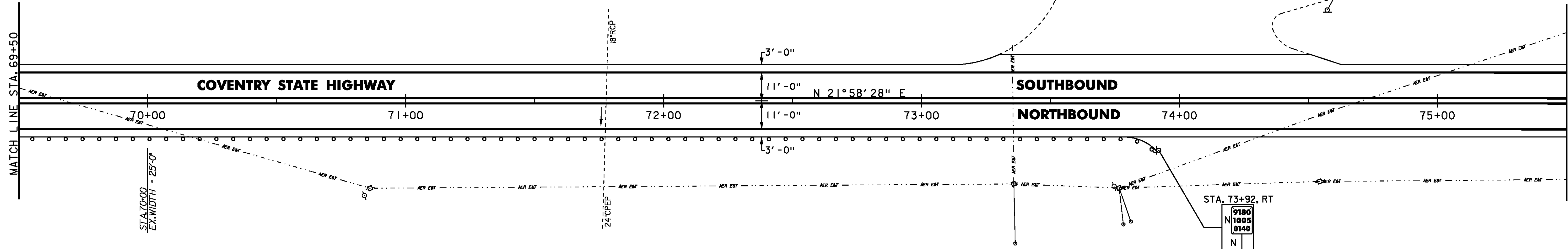
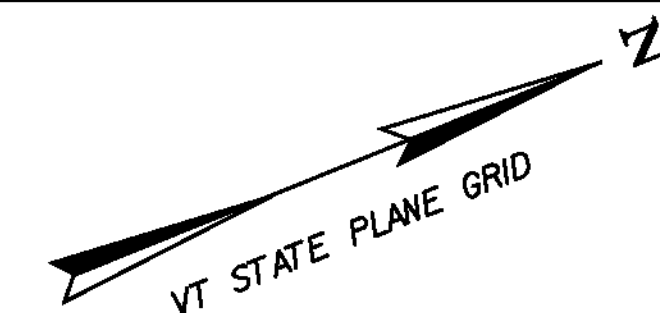
(ALL LINES WILL INCLUDE C BREAKS FOR SIDE ROADS)
STA. 69+50 TO 75+50, SOLID LT & RT

TEMPORARY 4 INCH WHITE LINE, PAINT

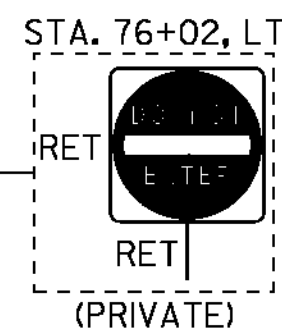
(ALL LINES WILL INCLUDE EDGE LINE BREAKS AND RADIi FOR SIDE ROADS)
STA. 69+50 TO 75+50, SOLID LT & RT

TEMPORARY 4 INCH YELLOW LINE, PAINT

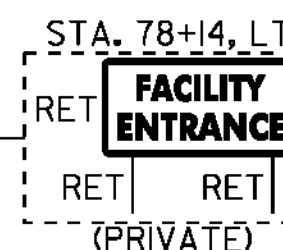
(ALL LINES WILL INCLUDE C BREAKS FOR SIDE ROADS)
STA. 69+50 TO 75+50, SOLID LT & RT



DURABLE 4 INCH WHITE LINE
(ALL LINES WILL INCLUDE EDGE LINE BREAKS AND RADIi FOR SIDE ROADS)
STA. 75+50 TO 81+50, SOLID LT & RT

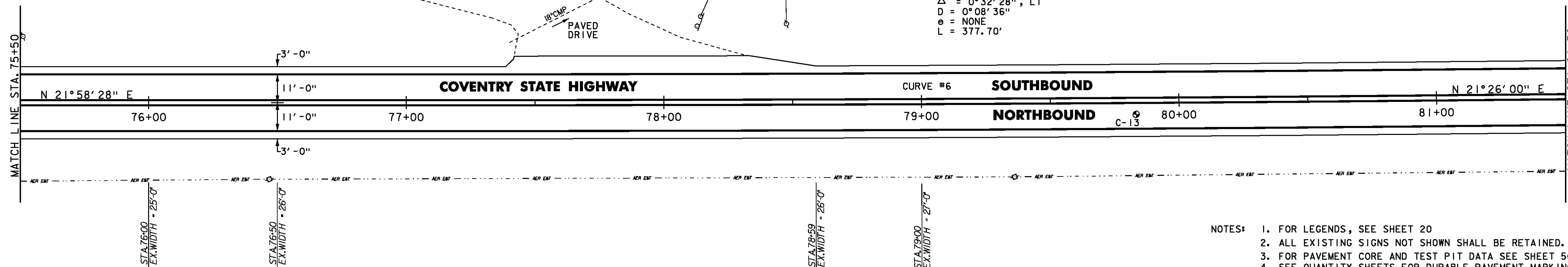
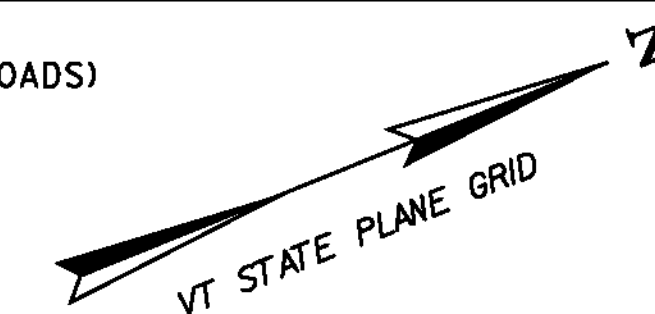


DURABLE 4 INCH YELLOW LINE
(ALL LINES WILL INCLUDE C BREAKS FOR SIDE ROADS)
STA. 75+50 TO 81+50, SOLID LT & RT



TEMPORARY 4 INCH WHITE LINE, PAINT
(ALL LINES WILL INCLUDE EDGE LINE BREAKS AND RADIi FOR SIDE ROADS)
STA. 75+50 TO 81+50, SOLID LT & RT

TEMPORARY 4 INCH YELLOW LINE, PAINT
(ALL LINES WILL INCLUDE C BREAKS FOR SIDE ROADS)
STA. 75+50 TO 81+50, SOLID LT & RT



- NOTES:
1. FOR LEGENDS, SEE SHEET 20
 2. ALL EXISTING SIGNS NOT SHOWN SHALL BE RETAINED.
 3. FOR PAVEMENT CORE AND TEST PIT DATA SEE SHEET 50.
 4. SEE QUANTITY SHEETS FOR DURABLE PAVEMENT MARKING OPTIONS.

NOT TO SCALE

PAVEMENT CORE DATA			
CORE*	DEPTH (FT.)	PCC	COMMENTS
C-13	7"	NO	BOTTOM 1" STRIPPED



PROJECT LAYOUT SHEET #7

PROJECT NAME: COVENTRY-NEWPORT CITY

PROJECT NUMBER: STP 2308(I)

FILE NAME: p01c052.dgn
PROJECT LEADER: JLL
DESIGNED BY: STANTEC
IPARM FILE: p01c052107.1

PLOT DATE: 18-MAY-2012
DRAWN BY: STANTEC
CHECKED BY: STANTEC
SHEET 26 OF 107