STATE OF VERMONT
AGENCY OF TRANSPORTATION

TRAFFIC SIGN SUMMARY SHEET 16

MILEMARKER, STATION, OR SIGN NUMBER	SIGN LEGEND	SIGN DIMENSIONS EA	SIGN DIMENSIONS WIDTH (in)	SIGN DIMENSIONS HEIGHT (in)	NEW & SALVAGED SIGNS "A"	NEW & SALVAGED SIGNS "B"	NEW & SALVAGED SIGNS SALV SIGN	NEW & SALVAGED SIGNS SALV TIS	EXIST POST RETAIN	EXIST POST SALVAGE	NEW SIGN POSTS NO. OF POSTS	FLANGED CHANNEL lb/ft 1.12	FLANGED CHANNEL lb/ft 2.0	FLANGED CHANNEL lb/ft 3.0	SQUARE STEEL (in) lb/ft 1.75	SQUARE STEEL (in) lb/ft 2.0	SQUARE STEEL (in) lb/ft 2.5	ANCHOR	SLEEVE	TUBULAR ALUMINUM Ø (in) lb/ft 3.0	TUBULAR ALUMINUM Ø (in) lb/ft 4.0	TUBULAR ALUMINUM Ø (in) lb/ft 4.0 MOD	TUBULAR STEEL Ø (in) FOUND-ATION	TUBULAR STEEL Ø (in) lb/ft 3.0	TUBULAR STEEL Ø (in) lb/ft 3.5	TUBULAR STEEL Ø (in) lb/ft 4.0	TUBULAR STEEL Ø (in) lb/ft 5.0	W-SHAPE STEEL FTG. SIZE 24"	W-SHAPE STEEL FTG. SIZE 30"	W-SHAPE STEEL WEIGHT	W-SHAPE STEEL POST SIZE	SIGN FRAME REQUIRED	REMARKS SHS = FHWA STANDARD HIGHWAY BOOK	SIGN DETAIL DETAIL ON SHEET NUMBER	SIGN DETAIL STD. SHEET NUMBER
												OPTION ITEMS																							
STA. 148+42 RT VERSHIRE							1 1				1					X		X															MOUNT SALVAGED SIGN ON NEW POST		
STA. 153+36 RT VERSHIRE							1				1					X		X																	
STA. 154+28 RT VERSHIRE		1 1	18 18	24 24	3.00 3.00						1 1					X X		X X															WI-8R WI-8L INSTALL FACING OPPOSITE DIRECTION		SHS SHS
STA. 155+94 RT VERSHIRE		1 1	18 18	24 24	3.00 3.00						1 1					X X		X X															WI-8R WI-8L INSTALL FACING OPPOSITE DIRECTION		SHS SHS
STA. 157+65 RT VERSHIRE		1 1	18 18	24 24	3.00 3.00						1 1					X X		X X															WI-8R WI-8L INSTALL FACING OPPOSITE DIRECTION		SHS SHS
STA. 159+40 RT VERSHIRE		1 1	18 18	24 24	3.00 3.00						1 1					X X		X X															WI-8R WI-8L INSTALL FACING OPPOSITE DIRECTION		SHS SHS
					SF 24.00	SF	EA. 3	SF				FT	FT	FT	FT	FT 150	FT		EA	LB	LB	LB		LB	LB	LB	LB								
												FT			FT 150					LB			EA.	LB				EA.	EA.	LB					

FINAL POST LENGTHS ARE TO BE DETERMINED IN THE FIELD. POST SIZES ARE COMPUTED BASED ON INFORMATION FURNISHED ON THE VTRANS STANDARD SHEETS AND "SIGN POST DESIGN GUIDELINE".

TRAFFIC SIGN SUMMARY SHEET 16

PROJECT NAME: CHELSEA-VERSHIRE
PROJECT NUMBER: STP 2331(1)S

FILE NAME: 01c040.dgn
PROJECT LEADER: CDL
DESIGNED BY: SJL
PLOT FILE: 01c040_51.i

PLOT DATE: 28-OCT-2011 13:37
DRAWN BY: SJL
CHECKED BY: EPD
SHEET 51 OF 55