

604.20 PRECAST CONCRETE CATCH BASIN WITH CAST IRON GRATE  
 STA. 109+00 LT

646.402 DURABLE 4 INCH WHITE LINE, THERMOPLASTIC  
 STA. 106+50 - STA. 122+50 (SOLID LT & RT)

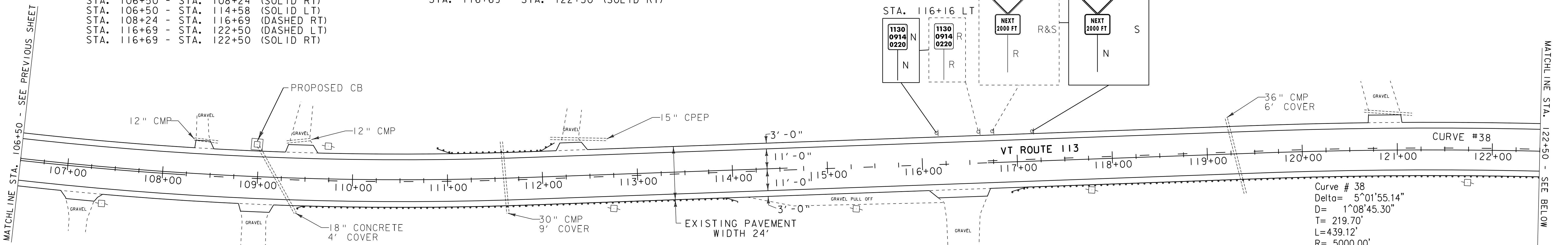
646.412 DURABLE 4 INCH YELLOW LINE, THERMOPLASTIC  
 STA. 106+50 - STA. 108+24 (SOLID RT)  
 STA. 106+50 - STA. 114+58 (SOLID LT)  
 STA. 108+24 - STA. 116+69 (DASHED RT)  
 STA. 116+69 - STA. 122+50 (DASHED LT)  
 STA. 116+69 - STA. 122+50 (SOLID RT)

646.602 TEMPORARY 4 INCH WHITE LINE, PAINT  
 STA. 106+50 - STA. 122+50 (SOLID LT & RT)

646.612 TEMPORARY 4 INCH YELLOW LINE, PAINT  
 STA. 106+50 - STA. 108+24 (SOLID RT)  
 STA. 106+50 - STA. 114+58 (SOLID LT)  
 STA. 108+24 - STA. 116+69 (DASHED RT)  
 STA. 116+69 - STA. 122+50 (DASHED LT)  
 STA. 116+69 - STA. 122+50 (SOLID RT)

675.50 REMOVING SIGNS  
 AS SHOWN - 3

675.60 ERECTING SALVAGED SIGNS  
 AS SHOWN - 2



621.20 STEEL BEAM GUARDRAIL, GALVANIZED  
 STA. 109+80.00 - STA. 113+67.50 RT  
 STA. 111+26.50 - STA. 111+76.50 LT  
 STA. 117+27.50 - STA. 122+50.00 RT

621.50 MANUFACTURED TERMINAL SECTION, FLARED  
 STA. 109+42.50 - STA. 109+80.00 RT  
 STA. 110+89.00 - STA. 111+26.50 LT  
 STA. 111+76.50 - STA. 112+14.00 LT  
 STA. 113+67.50 - STA. 114+05.00 RT  
 STA. 116+90.00 - STA. 117+27.50 RT

621.80 REMOVAL AND DISPOSAL OF GUARDRAIL  
 STA. 110+42.50 - STA. 114+05.00 RT  
 STA. 110+89.00 - STA. 112+14.00 LT  
 STA. 116+90.00 - STA. 121+65.00 RT

676.10 DELINEATOR WITH STEEL POST  
 STA. 109+42.50 RT STA. 114+05.00 RT  
 STA. 110+89.00 LT STA. 116+90.00 RT  
 STA. 112+14.00 LT

646.402 DURABLE 4 INCH WHITE LINE, THERMOPLASTIC  
 STA. 122+50 - STA. 138+75 (SOLID LT & RT)  
 (WITH EDGELINE BREAKS AT TOWN ROADS)

646.412 DURABLE 4 INCH YELLOW LINE, THERMOPLASTIC  
 STA. 122+50 - STA. 138+75 (SOLID RT)  
 (WITH CENTERLINE BREAKS AT TOWN ROADS)  
 STA. 122+50 - STA. 124+61 (DASHED LT)  
 STA. 124+61 - STA. 138+75 (SOLID LT)  
 (WITH CENTERLINE BREAKS AT TOWN ROADS)  
 STA. 135+70 RT (CENTERLINE TH#17)

646.602 TEMPORARY 4 INCH WHITE LINE, PAINT  
 STA. 122+50 - STA. 138+75 (SOLID LT & RT)  
 (WITH EDGELINE BREAKS AT TOWN ROADS)

646.612 TEMPORARY 4 INCH YELLOW LINE, PAINT  
 STA. 122+50 - STA. 138+75 (SOLID RT)  
 (WITH CENTERLINE BREAKS AT TOWN ROADS)  
 STA. 122+50 - STA. 124+61 (DASHED LT)  
 STA. 124+61 - STA. 138+75 (SOLID LT)  
 (WITH CENTERLINE BREAKS AT TOWN ROADS)  
 STA. 135+70 RT (CENTERLINE TH#17)

675.50 REMOVING SIGNS  
 AS SHOWN - 4

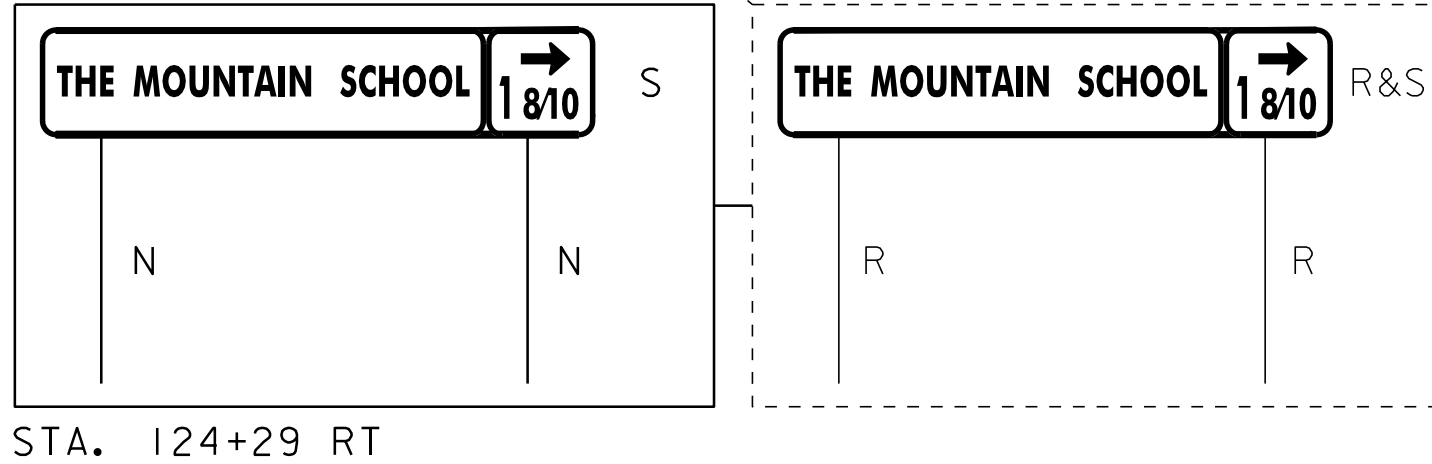
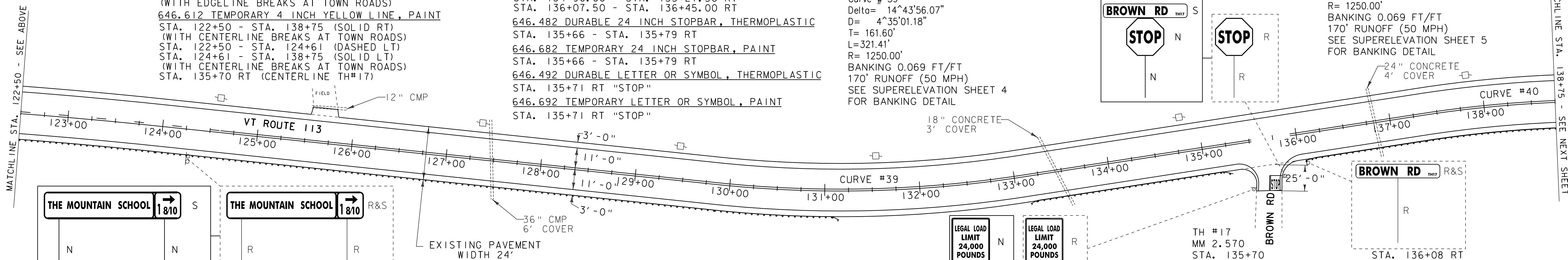
675.60 ERECTING SALVAGED SIGNS  
 AS SHOWN - 2

621.20 STEEL BEAM GUARDRAIL, GALVANIZED  
 STA. 122+50.00 - STA. 130+77.00 RT  
 STA. 133+52.50 - STA. 134+90.00 RT  
 STA. 136+45.00 - STA. 138+75.00 RT

621.50 MANUFACTURED TERMINAL SECTION, FLARED  
 STA. 130+77.00 - STA. 131+14.50 RT  
 STA. 133+15.00 - STA. 133+52.50 RT  
 STA. 134+90.00 - STA. 135+27.50 RT  
 STA. 136+07.50 - STA. 136+45.00 RT

621.80 REMOVAL AND DISPOSAL OF GUARDRAIL  
 STA. 125+77.00 - STA. 131+14.50 RT  
 STA. 133+15.00 - STA. 135+27.50 RT  
 STA. 136+07.50 - STA. 138+75.00 RT

676.10 DELINEATOR WITH STEEL POST  
 STA. 135+27.50 RT  
 STA. 136+07.50 RT



**SIGN LEGEND**

R = REMOVE  
 R&S = REMOVE AND SALVAGE  
 S = SALVAGE  
 RET = RETAIN  
 N = NEW  
 B-B = BACK TO BACK

**LEGEND**

□ UTILITY POLE  
 ○ HYDRANT  
 ⊗ CATCH BASIN / DROP INLET

NOT TO SCALE

**PROJECT LAYOUT SHEET 12**

PROJECT NAME: CHELSEA-VERSHIRE  
 PROJECT NUMBER: STP 2331(1)S

FILE NAME: 01c040.dgn  
 PROJECT LEADER: CDM  
 DESIGNED BY: BMB  
 PLOT FILE: 01c040\_27.i

PLOT DATE: 28-OCT-2011 13:36  
 DRAWN BY: BMB  
 CHECKED BY: EPD  
 SHEET 27 OF 55