

TEMPORARY 4" WHITE LINE, PAINT
 DURABLE 4" WHITE LINE, THERMOPLASTIC
~~189+00 TO 190+00 SOLID LT & RT~~

TEMPORARY 4" YELLOW LINE, PAINT
 DURABLE 4" YELLOW LINE, THERMOPLASTIC
~~189+00 TO 190+00 SOLID LT & RT~~

TEMPORARY 4" WHITE LINE, PAINT
 DURABLE 6 INCH WHITE LINE, RECESSED POLYUREA
~~190+00 TO 194+00 SOLID LT & RT (BIKE LANE)~~
 189+00

TEMPORARY 4" YELLOW LINE, PAINT
 DURABLE 6 INCH YELLOW LINE, RECESSED POLYUREA
~~190+00 TO 194+00 SOLID LT & RT~~
 189+00

TEMPORARY LETTER OR SYMBOL, PAINT
 DURABLE LETTER OR SYMBOL, THERMOPLASTIC
 190+04 RT - BIKE
 190+16 RT - BIKE ARROW

STEEL BEAM GUARDRAIL, GALVANIZED W/8'-POSTS
 189+20 TO 191+95 LT
 57.5

ANCHOR FOR STEEL BEAM RAIL
~~189+20 LT~~
 191+95 LT
 189+57 LT

REHAB. DROP INLETS, CATCH BASINS,
 OR MANHOLES, CLASS I, II, OR III
 193+15 LT (CB)

DELINEATOR WITH STEEL POSTS
 189+20 LT
 191+95 LT

REMOVAL AND DISPOSAL OF GUIDE POSTS
 189+97 TO 190+61 LT (7)
 191+58 TO 191+66 LT (2)

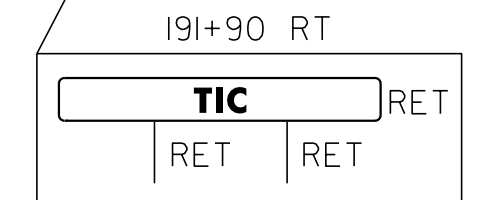
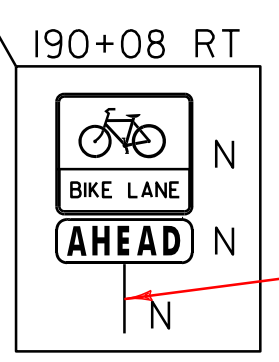
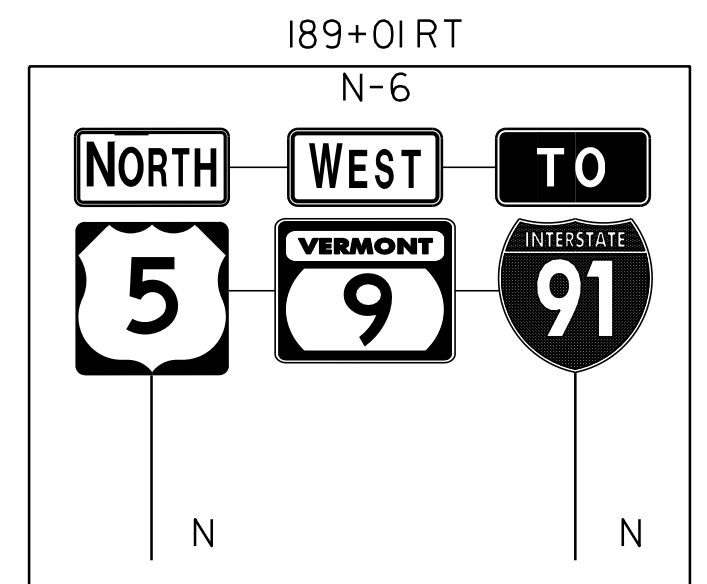

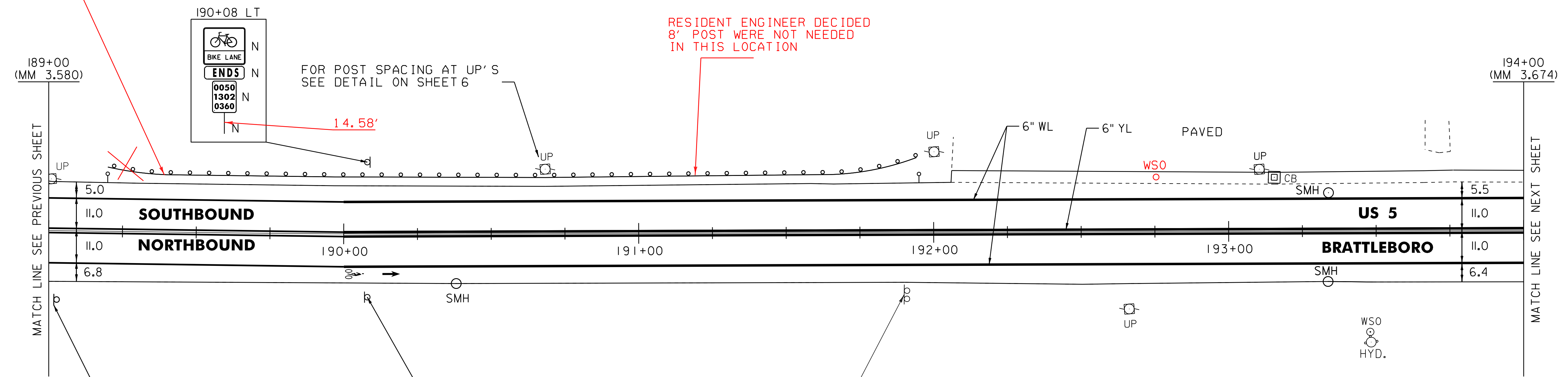
BITUMINOUS CONCRETE CURB, TYPE A
 189+40 TO 191+64 LT
 64

CHANGING ELEVATION
 OF SEWER MANHOLES (NON PART.)
 (TO BE ADJUSTED BY OWNER)
 190+38 RT
 193+34 LT
 193+34 RT
 192+74 LT

REMOVING SIGNS
 AS SHOWN - 5

SHORTENED RUN BY 37.5'
 DUE TO THE LOCATION OF TELEPHONE
 LINE. ANCHOR WOULD HAVE BEEN
 PLACED RIGHT WHERE LINE WOULD BE

RESIDENT ENGINEER DECIDED
 8' POST WERE NOT NEEDED
 IN THIS LOCATION



- LEGEND
- R = REMOVE EXISTING
 - S = SALVAGE
 - R&S = REMOVE AND SALVAGE
 - N = NEW
 - RET = RETAIN
 - B-B = BACK TO BACK
 - - - = EXISTING GUARDRAIL
 - — — = PROPOSED GUARDRAIL
 - YL = YELLOW LINE
 - WL = WHITE LINE
 - ⊙ = DELINEATOR

ROADWAY LAYOUT 7 US 5

PROJECT NAME: BRATTLEBORO-PUTNEY
 PROJECT NUMBER: STP 2310(I)

FILE NAME: /pave/01c032/pc032
 PROJECT LEADER: PTS
 DESIGNED BY: NLL
 IPARM FILE NAME: 01C032.28

PLOT DATE: 02-MAY-2012 17:2
 DRAWN BY: WWG
 CHECKED BY: NLL/PTS
 SHEET 28 OF 118

NOT TO SCALE