

TEMPORARY 4" YELLOW LINE, PAINT
 DURABLE 4" YELLOW LINE, THERMOPLASTIC
 STA 16+00 TO 26+00 SOLID LT & RT

TEMPORARY 4" WHITE LINE, PAINT
 DURABLE 4" WHITE LINE, THERMOPLASTIC
 STA 16+00 TO 26+00 SOLID LT & RT

REHAB. DROP INLETS,
 CATCH BASINS, OR MANHOLES, CLASS I
 STA 19+75 RT - DROP INLET

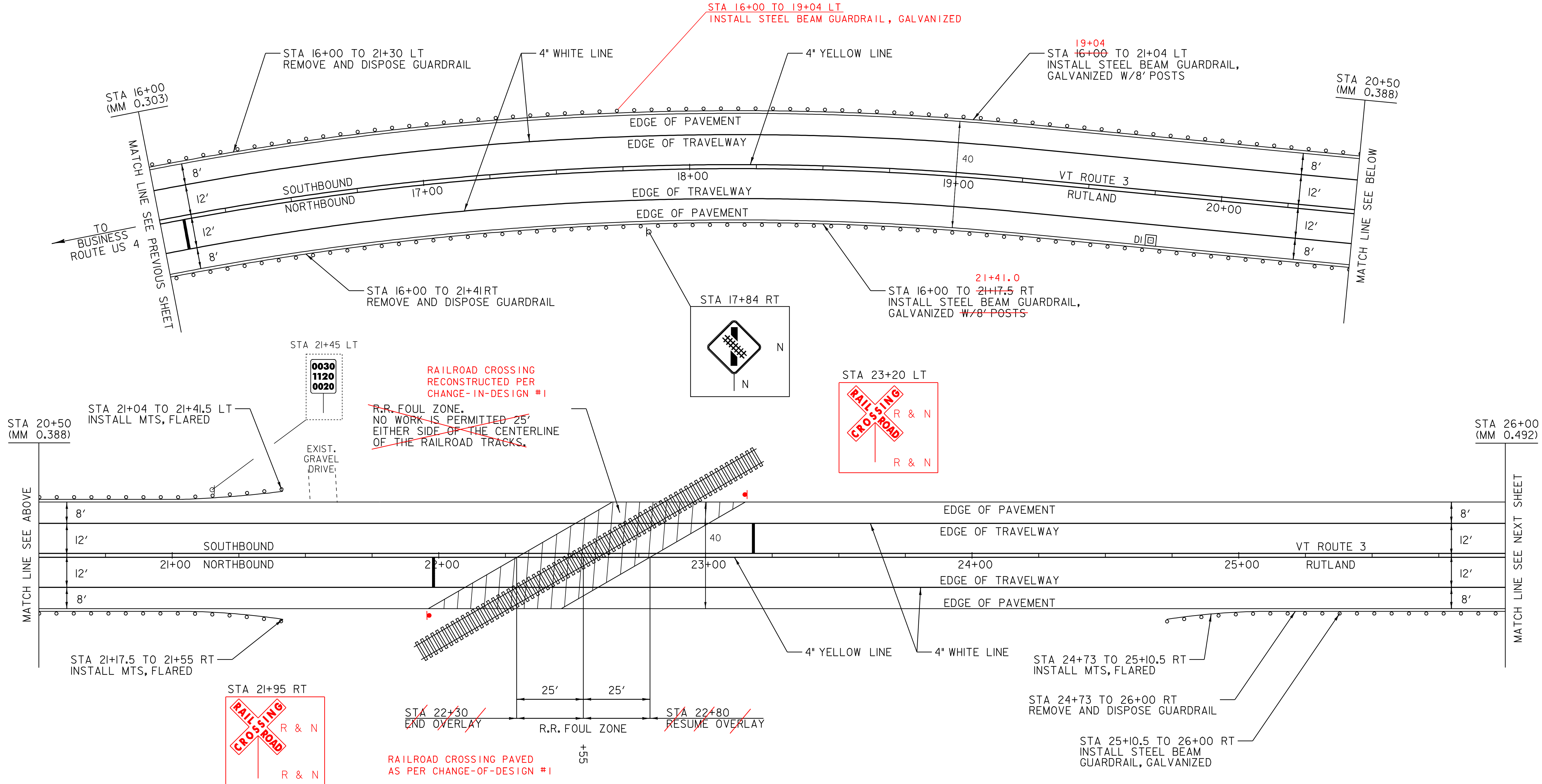
REMOVAL AND DISPOSAL OF GUARDRAIL
 STA 16+00 TO 21+30 LT
 STA 16+00 TO 21+41 RT
 STA 24+73 TO 26+00 RT

19+04 STEEL BEAM GUARDRAIL, GALVANIZED W/8' POSTS
 STA 16+00.0 TO 21+04.0 LT
 STA 16+00.0 TO 21+17.5 RT

STEEL BEAM GUARDRAIL, GALVANIZED
 STA 25+10.5 TO 26+00.0 RT
 STA 16+00.0 TO 21+41.0 RT

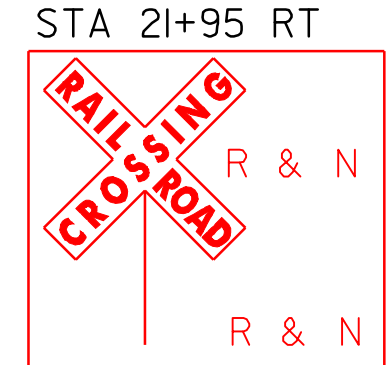
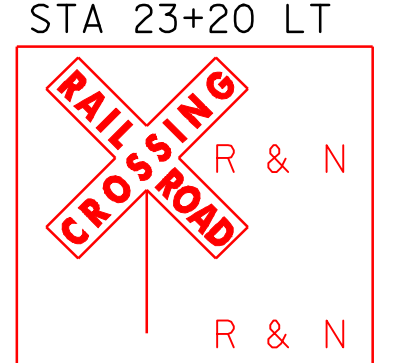
MANUFACTURED TERMINAL SECTION, FLARED
 STA 21+04.0 TO 21+41.5 LT
 STA 21+17.5 TO 21+55.0 RT
 STA 24+73.0 TO 25+10.5 RT

BITUMINOUS CONCRETE CURB, TYPE B
 STA 16+00 TO 19+75 RT



RAILROAD CROSSING
 RECONSTRUCTED PER
 CHANGE-IN-DESIGN #1
 R.R. FOUL ZONE.
 NO WORK IS PERMITTED 25'
 EITHER SIDE OF THE CENTERLINE
 OF THE RAILROAD TRACKS.

RAILROAD CROSSING PAVED
 AS PER CHANGE-OF-DESIGN #1



LEGEND

- R = REMOVE EXISTING
- S = SALVAGE
- R&S = REMOVE AND SALVAGE
- N = NEW
- RET = RETAIN
- B-B = BACK TO BACK
- = NEW GUARDRAIL
- = EXISTING GUARDRAIL

NOT TO SCALE

SIGN INVENTORY SHEET

PAVING PROJECT LAYOUT #3	PROJECT: RUTLAND - PROCTOR	PROJECT NO.: STP 2312(I)S
	DESIGN FILE NAME: /pave/01C020/pc020.dgn	PLOT DATE: 07-OCT-2008 11:58
	IPARM FILE NAME: pc020la03.i	SURVEY DATE: 12/05
	SURVEYED BY: CLD ENGINEERS, INC	DRAWN BY: JCS
	SQUAD LEADER: PTS	SHEET: 12 OF 33
	CLD REF. NO. 05-0390	