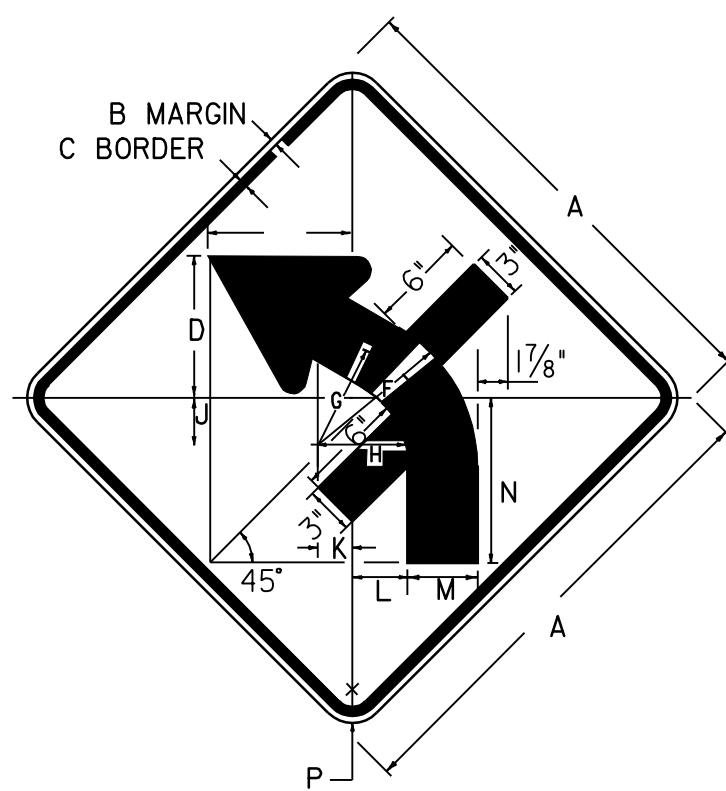
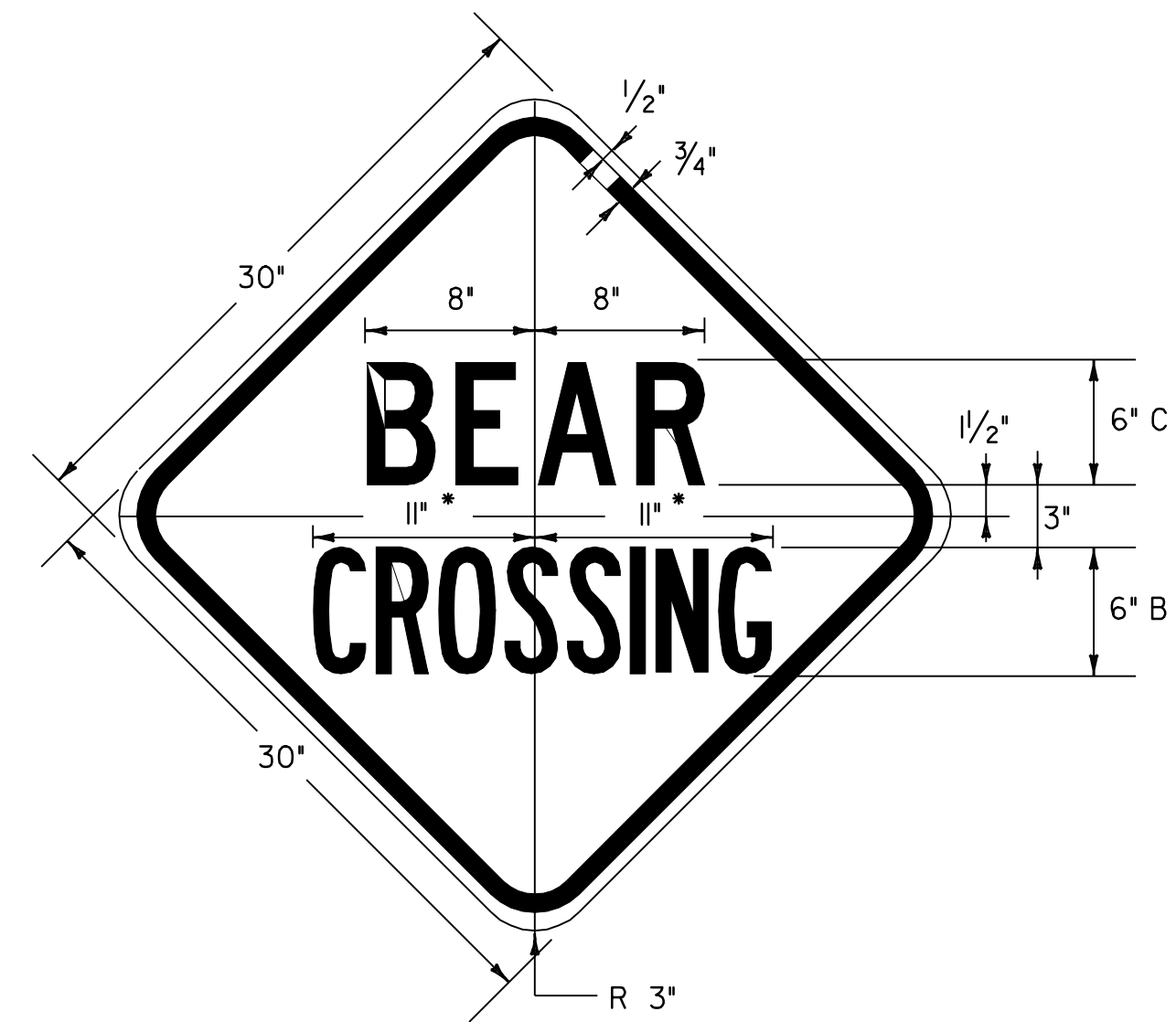


WI-10L



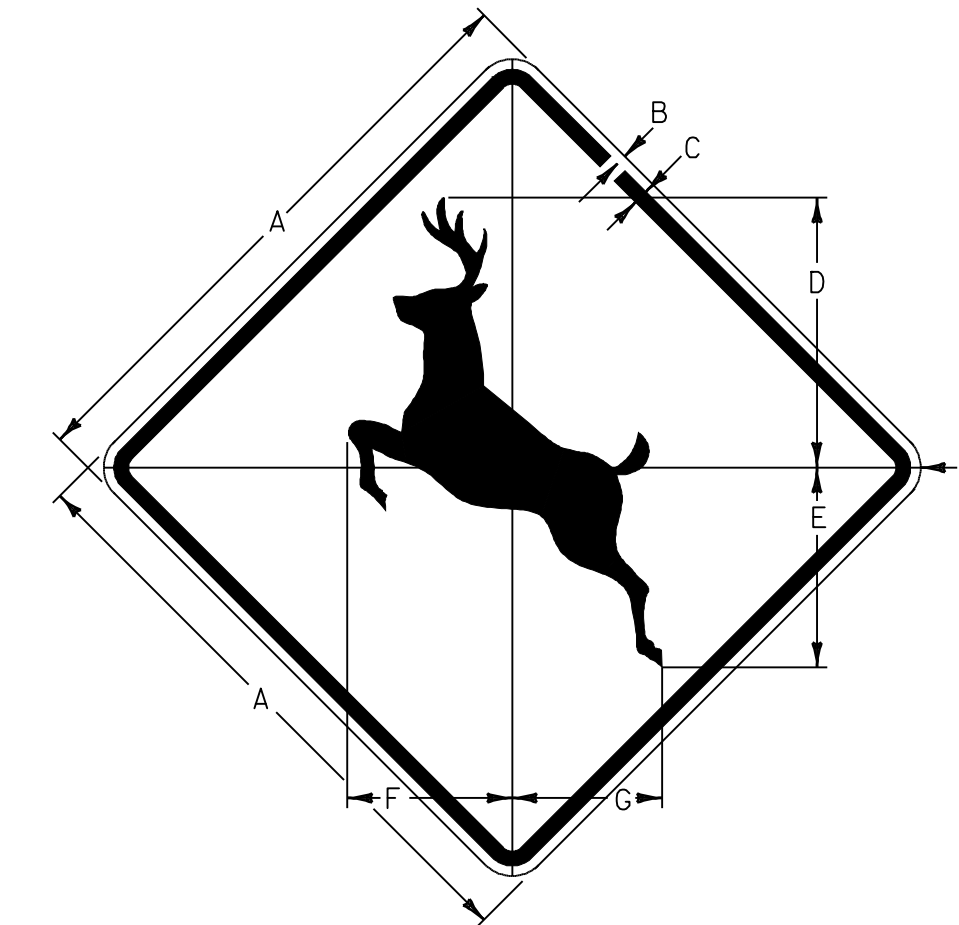
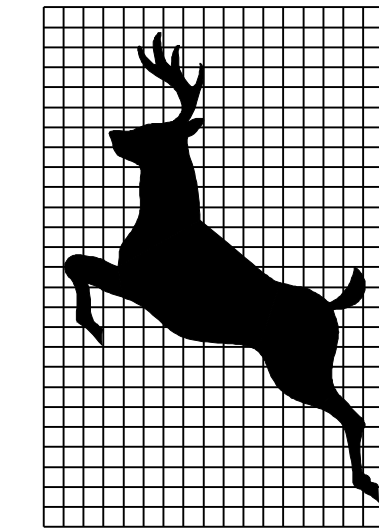
WI-2Mk L

* When using a 36" sign side road widths shall be 3 5/8".
All other dimensions shall be scaled appropriately.



VW-050

* REDUCE SPACING 50%



W11-3
COLORS:
BLACK SYMBOL & BORDER
WITH REFL. YELLOW BACKGROUND

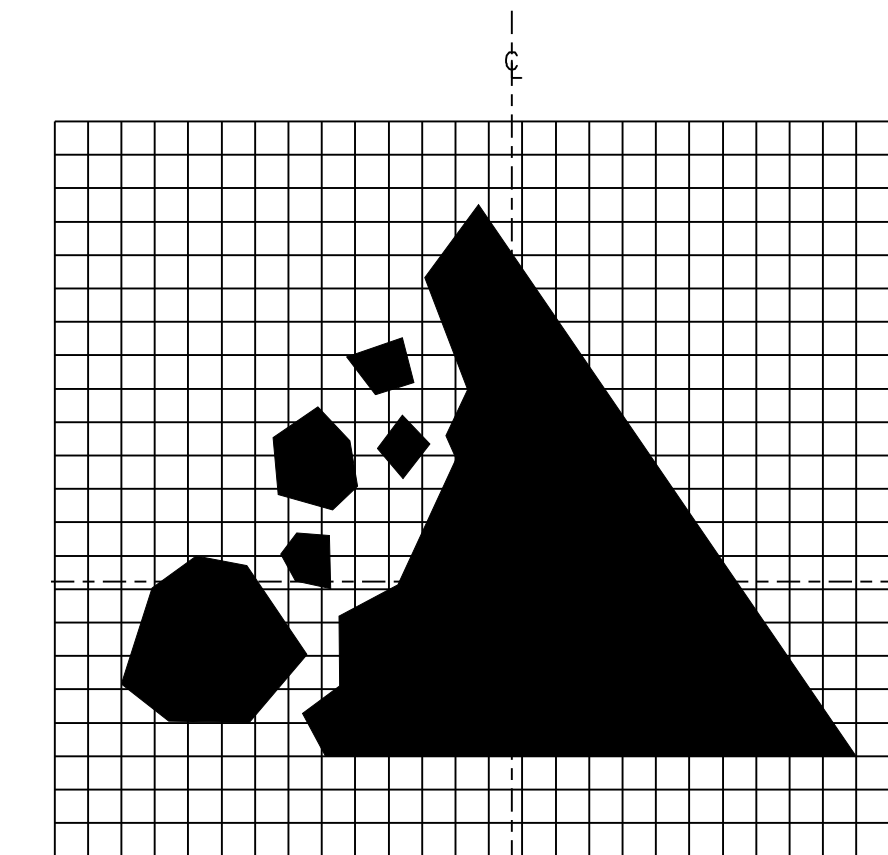
| SIGN | DIMENSIONS (INCHES) | | | | | | | |
|---------|---------------------|-----|-------|--------|--------|-------|--------|-------|
| | A | B | C | D | E | F | G | H |
| MIN | 24 | 3/8 | 5/8 | 10 5/8 | 7 7/8 | 6 1/2 | 5 7/8 | 1 1/2 |
| STD | 30 | 1/2 | 3/4 | 13 1/2 | 10 | 8 1/4 | 7 1/2 | 1 7/8 |
| EXPWY | 36 | 5/8 | 7/8 | 16 1/4 | 12 | 9 7/8 | 9 | 2 1/4 |
| SPECIAL | 48 | 3/4 | 1 1/4 | 21 1/4 | 15 3/4 | 13 | 11 3/4 | 3 |



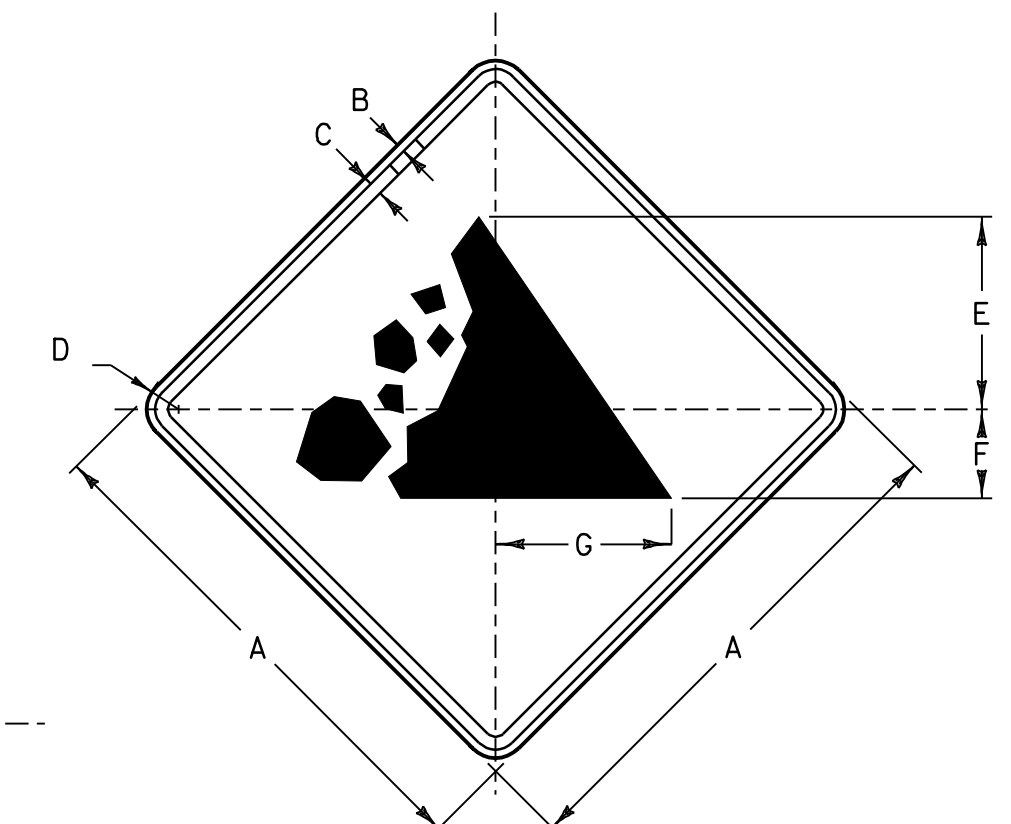
W14-2

| SIGN | DIMENSIONS (INCHES) | | | | | | | | | | |
|-------|---------------------|-----|-----|----|---|--------|-------|-------|---------|---------|-------|
| | A | B | C | D | E | F | G | H | J | K | L |
| MIN. | 24 | 3/8 | 5/8 | 5D | 3 | 3/4 | 4 1/8 | 4 1/2 | 11 5/8 | 12 1/16 | 1 1/2 |
| STD. | 30 | 1/2 | 3/4 | 6D | 4 | 1 5/16 | 5 | 5 3/8 | 13 5/16 | 14 1/2 | 1 7/8 |
| SPEC. | 36 | 5/8 | 7/8 | 7D | 5 | 1 1/8 | 5 7/8 | 6 1/4 | 16 1/4 | 16 5/16 | 2 1/4 |

COLORS
LEGEND - BLACK (NON-REFL)
BACKGROUND - YELLOW (REFL)



1 SQUARE = 1"



VW-285
COLORS
TEXT AND BORDER - BLACK (NON-REFL.)
BACKGROUND - YELLOW (REFL.)

| SIGN | DIMENSIONS (INCHES) | | | | | | |
|---------|---------------------|-----|-------|-------|-------|-------|--------|
| | A | B | C | D | E | F | G |
| STD. | 30 | 1/2 | 3/4 | 1 1/2 | 1 1/4 | 5/4 | 10 5/8 |
| SPECIAL | 48 | 3/4 | 1 1/4 | 3 | 1 3/4 | 8 3/8 | 16 1/2 |

| | |
|------------|-----|
| DATUM | |
| VERTICAL | N/A |
| HORIZONTAL | N/A |

| | | | | |
|----------------------------------|-----------------|------------------------|------|------------|
| SIGN DETAIL SHEET | SURVEYED BY | CLD | DATE | 1/05 |
| | DRAWN BY | NLL | DATE | 5/05 |
| | SQUAD LEADER | CRB | | |
| | DESIGN FILE NO. | /pave/01b038/pb038.dgn | | |
| | IPARM FILE | pb038d101.i | DATE | 10/05 |
| | FILE | PLT | DATE | 10/05 |
| | PROJ. NAME | CHESTER - LUDLOW | | |
| | PROJ. NO. | NH 2326(1)S | | |
| | SHEET | 106 | OF | 110 SHEETS |