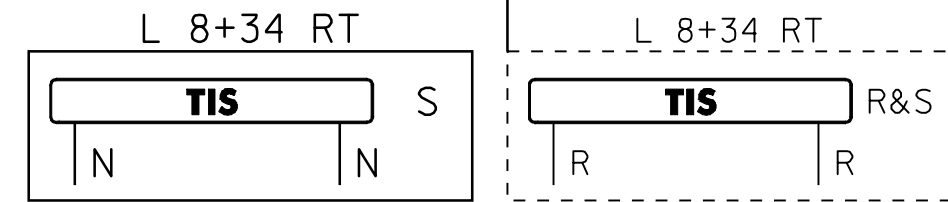
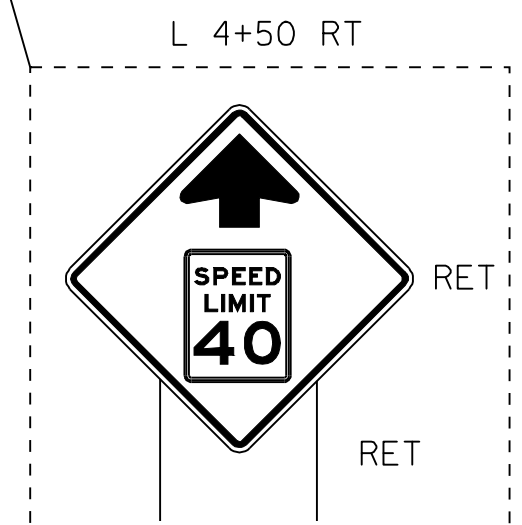
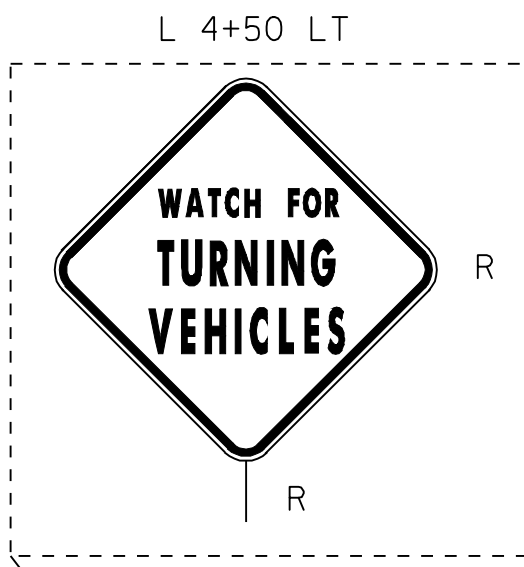
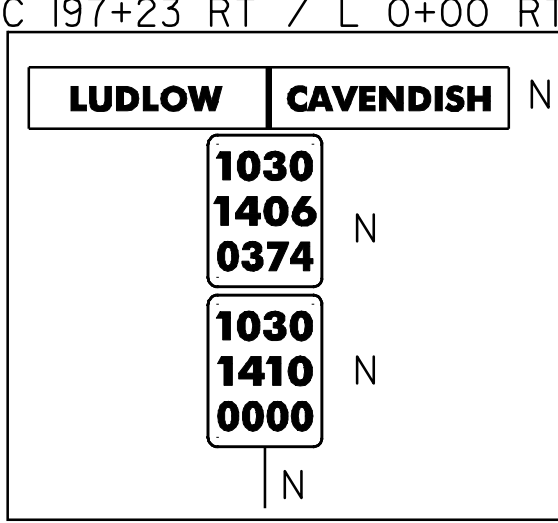
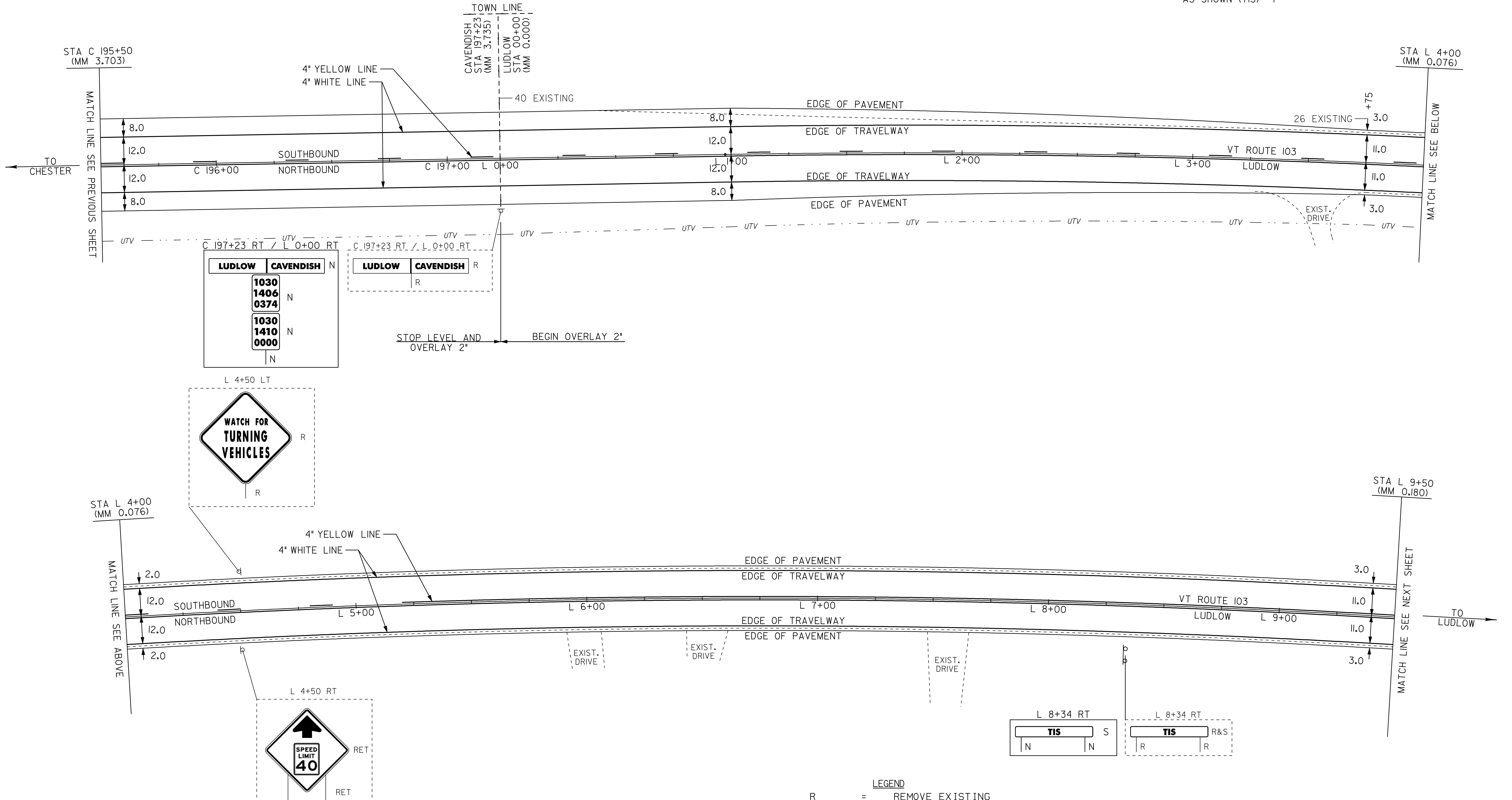


TEMPORARY 4" WHITE LINE, PAINT
 DURABLE 4" YELLOW LINE, THERMOPLASTIC
 STA C 195+50 TO L 9+50 SOLID LT
 STA C 195+50 TO L 9+50 SOLID RT

TEMPORARY 4" YELLOW LINE, PAINT
 DURABLE 4" YELLOW LINE, THERMOPLASTIC
 STA C 195+50 TO L 5+30 DASHED LT, SOLID RT
 STA L 5+30 TO L 9+50 SOLID LT & RT

REMOVING SIGNS
 AS SHOWN - 3

ERECTING SALVAGED SIGNS
 (NO FED. PART.)
 AS SHOWN (TIS) - 1



- LEGEND**
- R = REMOVE EXISTING
 - S = SALVAGE
 - R&S = REMOVE AND SALVAGE
 - N = NEW
 - RET = RETAIN
 - B-B = BACK TO BACK
 - = NEW RAIL
 - - - = EXISTING RAIL

PAVING PROJECT LAYOUT #50	PROJECT: CHESTER-LUDLOW	PROJECT NO.: NH 2326(1)S
	DESIGN FILE NAME: Z:\pave\01b038\pb038.dgn	PLOT DATE: 16-OCT-2009 17:
	IPARM FILE NAME: pb0381a50.1	SURVEY DATE: 01/05
	SURVEYED BY: CLD_ENGINEERS, INC	DRAWN BY: MRS
SQUAD LEADER: CRB		SHEET: 64 OF 110
CLD 04-0396		