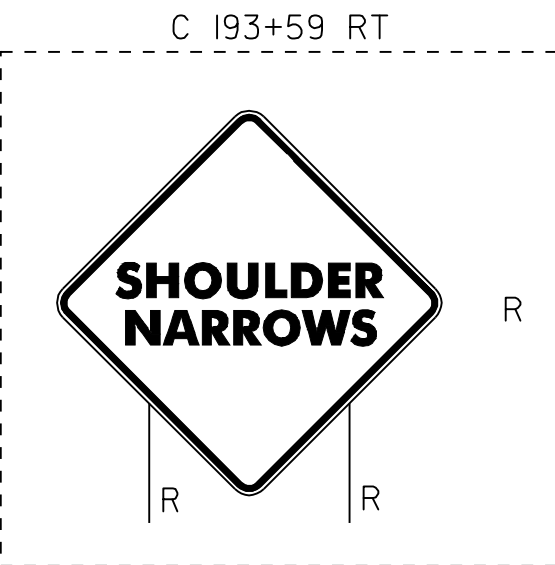
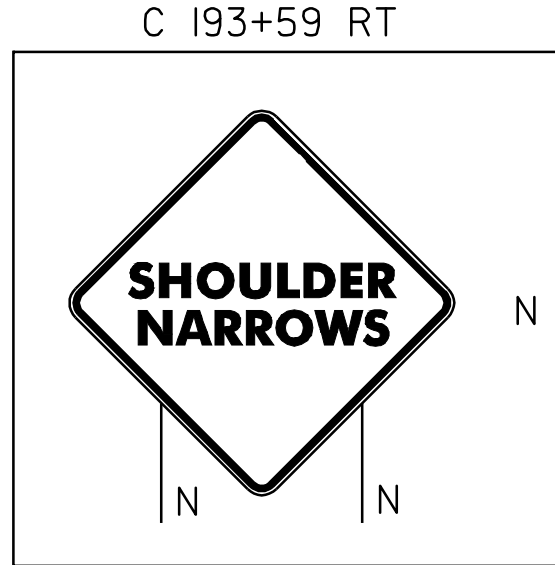
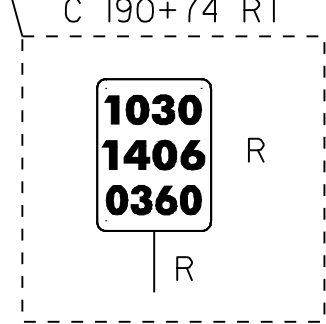
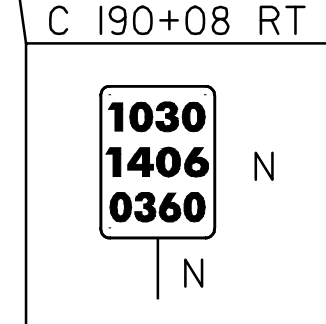
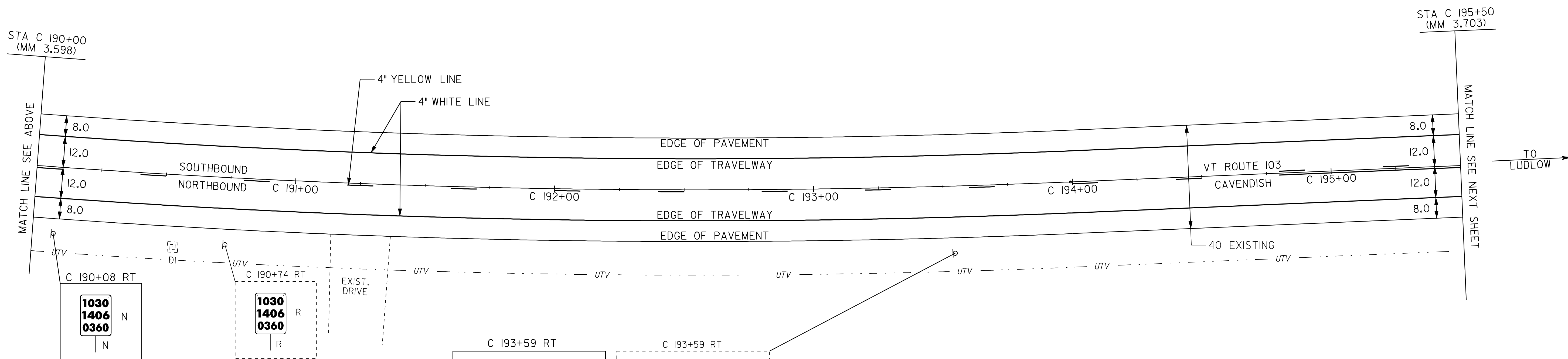
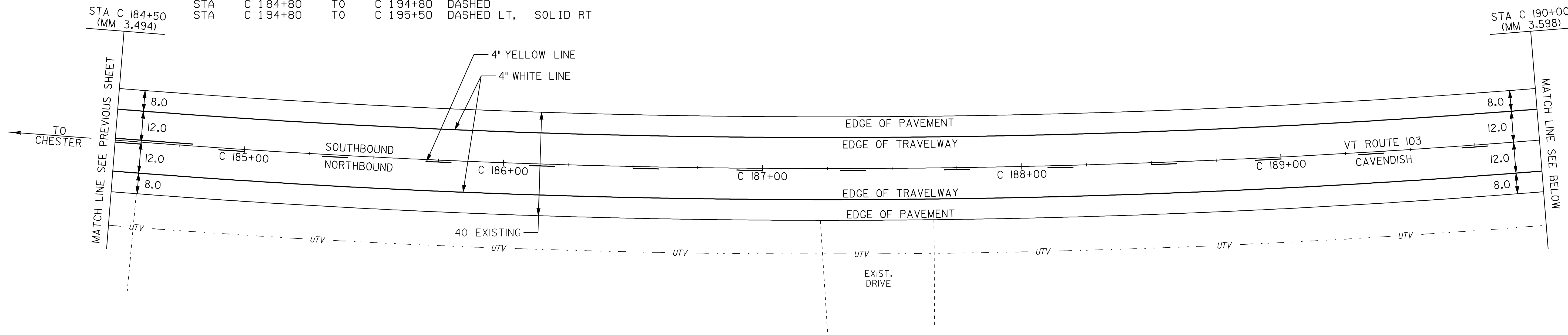


TEMPORARY 4" WHITE LINE, PAINT
 DURABLE 4" WHITE LINE, THERMOPLASTIC
 STA C 184+50 TO C 195+50 SOLID LT
 STA C 184+50 TO C 195+50 SOLID RT

REMOVING SIGNS
 AS SHOWN - 2

TEMPORARY 4" YELLOW LINE, PAINT
 DURABLE 4" YELLOW LINE, THERMOPLASTIC
 STA C 184+50 TO C 184+80 SOLID LT, DASHED RT
 STA C 184+80 TO C 194+80 DASHED
 STA C 194+80 TO C 195+50 DASHED LT, SOLID RT



- LEGEND**
- R = REMOVE EXISTING
 - S = SALVAGE
 - R&S = REMOVE AND SALVAGE
 - N = NEW
 - RET = RETAIN
 - B-B = BACK TO BACK
 - = NEW RAIL
 - - - = EXISTING RAIL

PAVING PROJECT LAYOUT #49

| | |
|--|----------------------------|
| PROJECT: CHESTER-LUDLOW | PROJECT NO.: NH 2326(I)S |
| DESIGN FILE NAME: Z:\pave\01b038\pb038.dgn | PLOT DATE: 16-OCT-2009 17: |
| IPARM FILE NAME: pb0381a49.1 | SURVEY DATE: 01/05 |
| SURVEYED BY: CLD_ENGINEERS, INC | DRAWN BY: MRS |
| SQUAD LEADER: CRB | SHEET: 63 OF 110 |
| CLD 04-0396 | |