

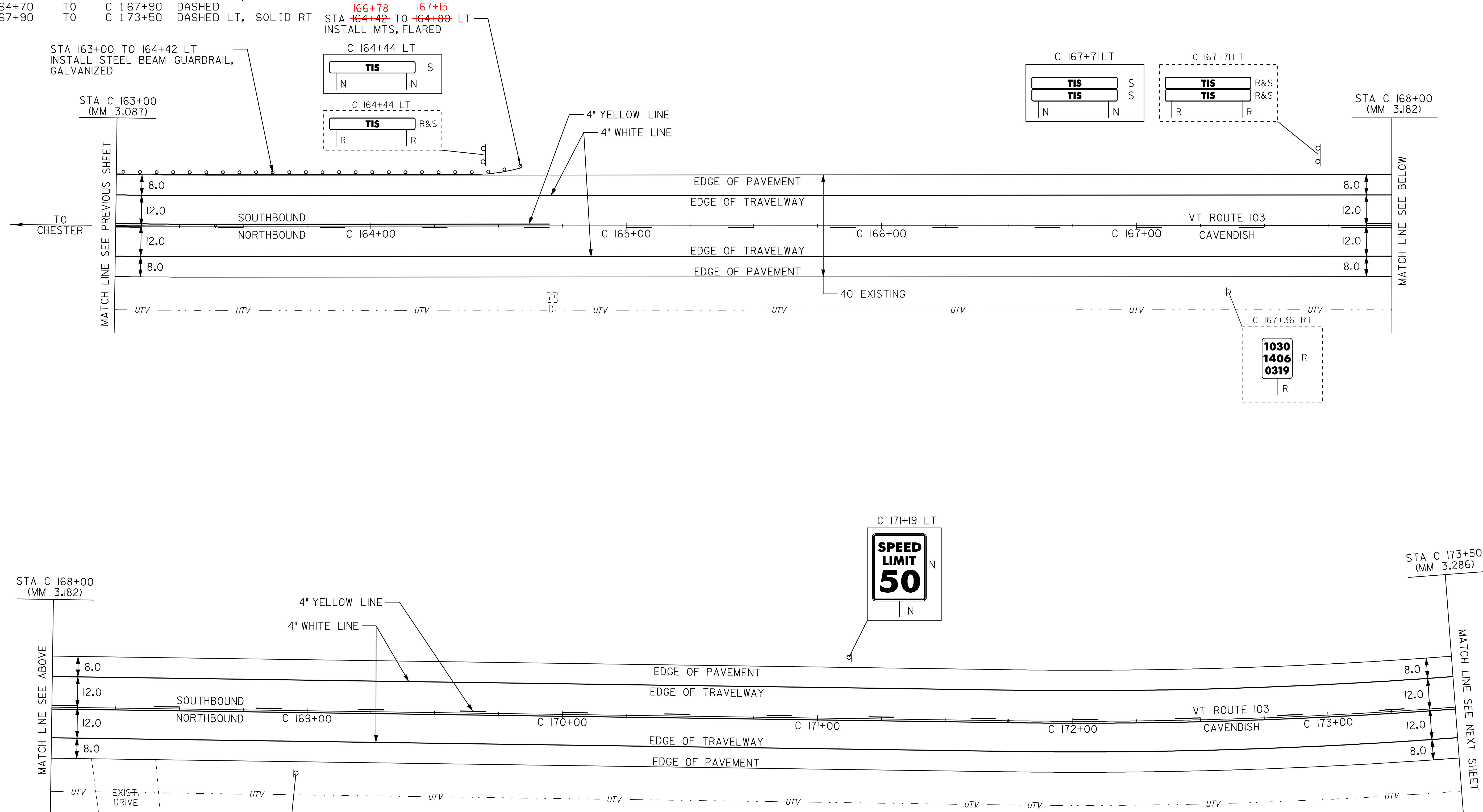
TEMPORARY 4" WHITE LINE, PAINT
 DURABLE 4" WHITE LINE, THERMOPLASTIC
 STA C 163+00 TO C 173+50 SOLID LT
 STA C 163+00 TO C 173+50 SOLID RT

TEMPORARY 4" YELLOW LINE, PAINT
 DURABLE 4" YELLOW LINE, THERMOPLASTIC
 STA C 163+00 TO C 164+70 SOLID LT, DASHED RT
 STA C 164+70 TO C 167+90 DASHED
 STA C 167+90 TO C 173+50 DASHED LT, SOLID RT

STEEL BEAM GUARDRAIL, GALVANIZED
 STA C 163+00 TO C 164+42 SOLID LT
 STA C 164+42 TO C 166+78 166+78
 MANUFACTURED TERMINAL SECTION, FLARED
 STA C 164+42 TO C 164+80 166+78 LT

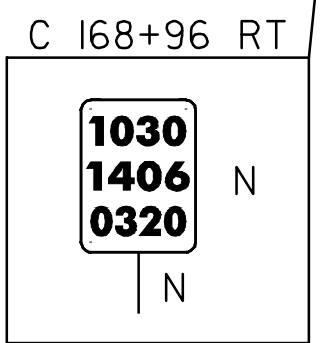

REMOVING SIGNS
 AS SHOWN - 4

ERECTING SALVAGED SIGNS
 (NO FED. PART.)
 AS SHOWN (TIS) - 3



STA C 168+00
 (MM 3.182)

STA C 173+50
 (MM 3.286)



- LEGEND**
- R = REMOVE EXISTING
 - S = SALVAGE
 - R&S = REMOVE AND SALVAGE
 - N = NEW
 - RET = RETAIN
 - B-B = BACK TO BACK
 - = NEW RAIL
 - = EXISTING RAIL

PAVING PROJECT LAYOUT #47

PROJECT:	CHESTER-LUDLOW	PROJECT NO.:	NH_2326(I)S
DESIGN FILE NAME:	/pave/Qlb038/pb038.dgn		
IPARM FILE NAME:	pb0381a47.1	PLOT DATE:	16-OCT-2009 17:
SURVEYED BY:	CLD_ENGINEERS, INC	SURVEY DATE:	01/05
SQUAD LEADER:	CRB	DRAWN BY:	MRS
CLD_04-0396		SHEET:	61 OF 110