

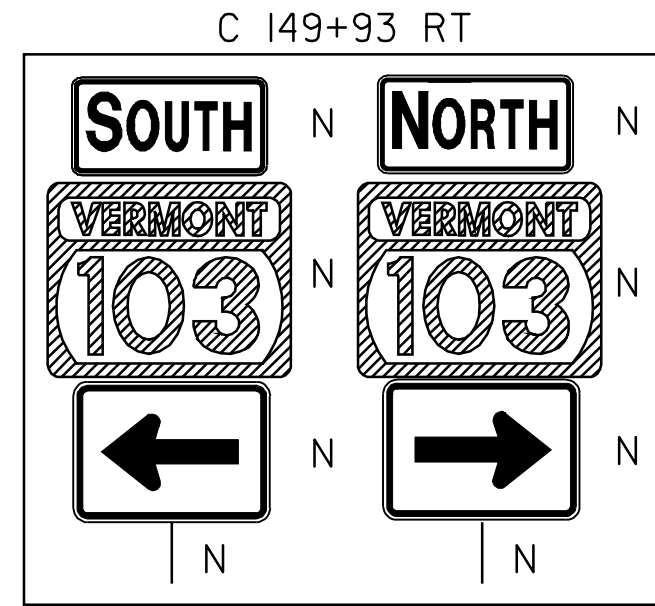
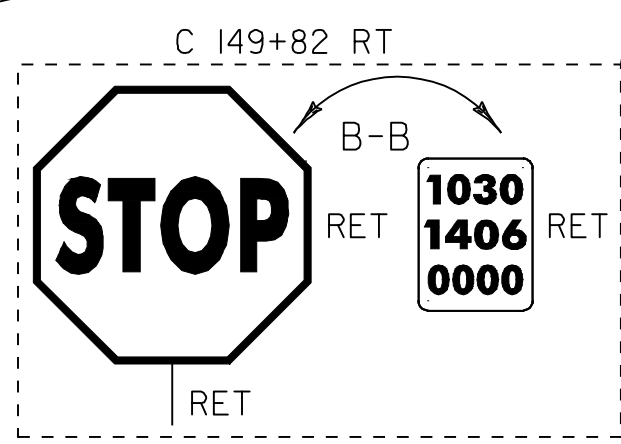


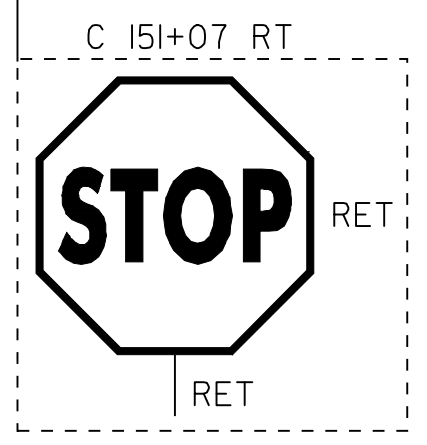
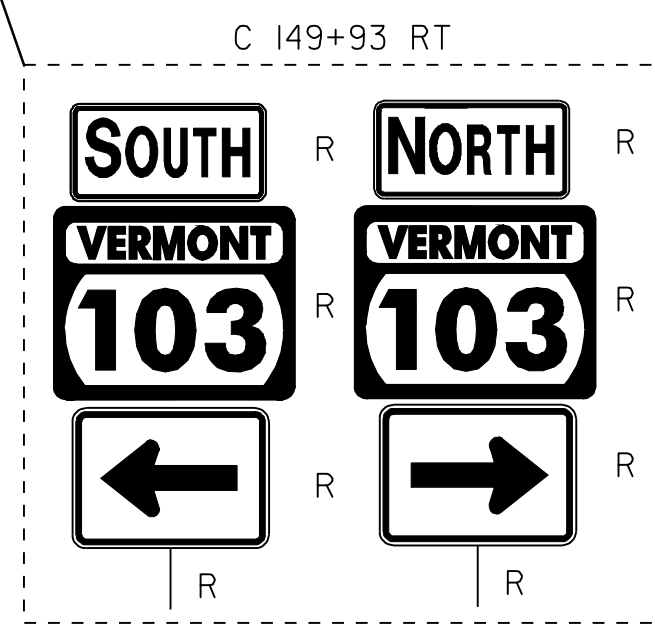
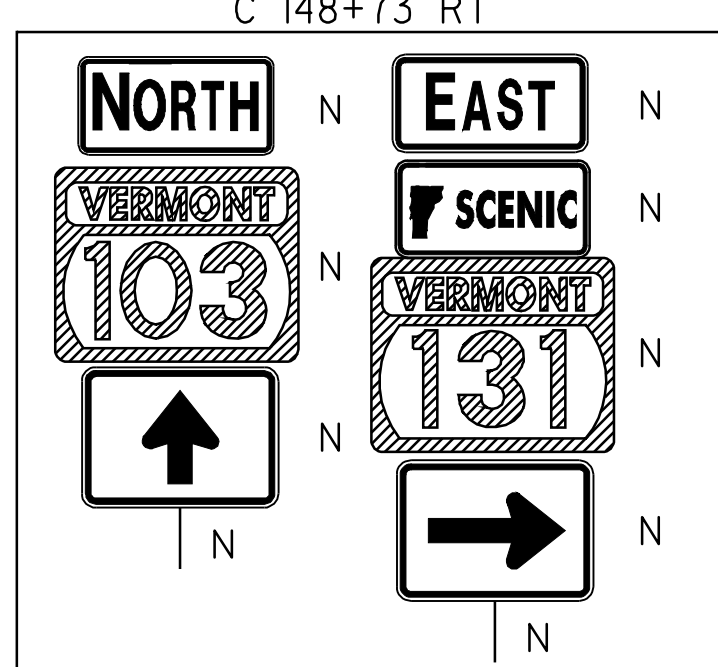
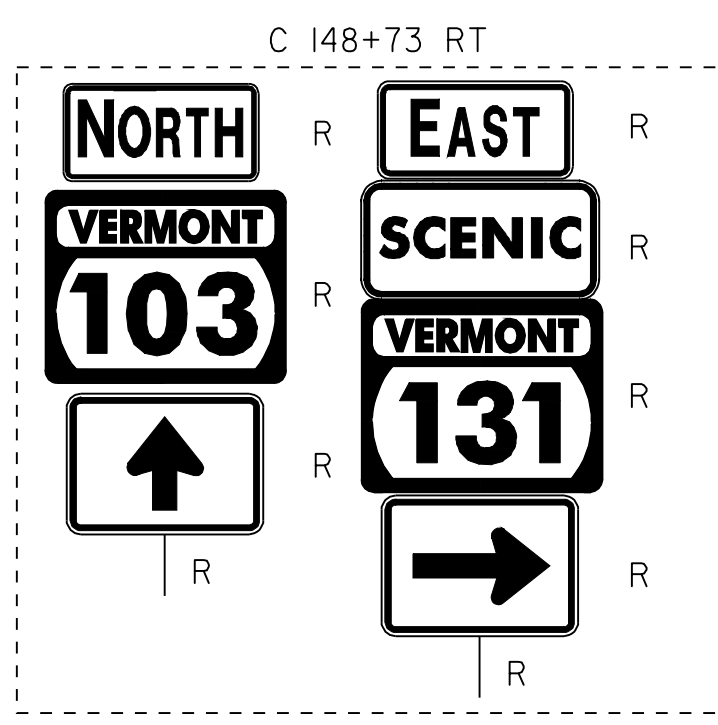
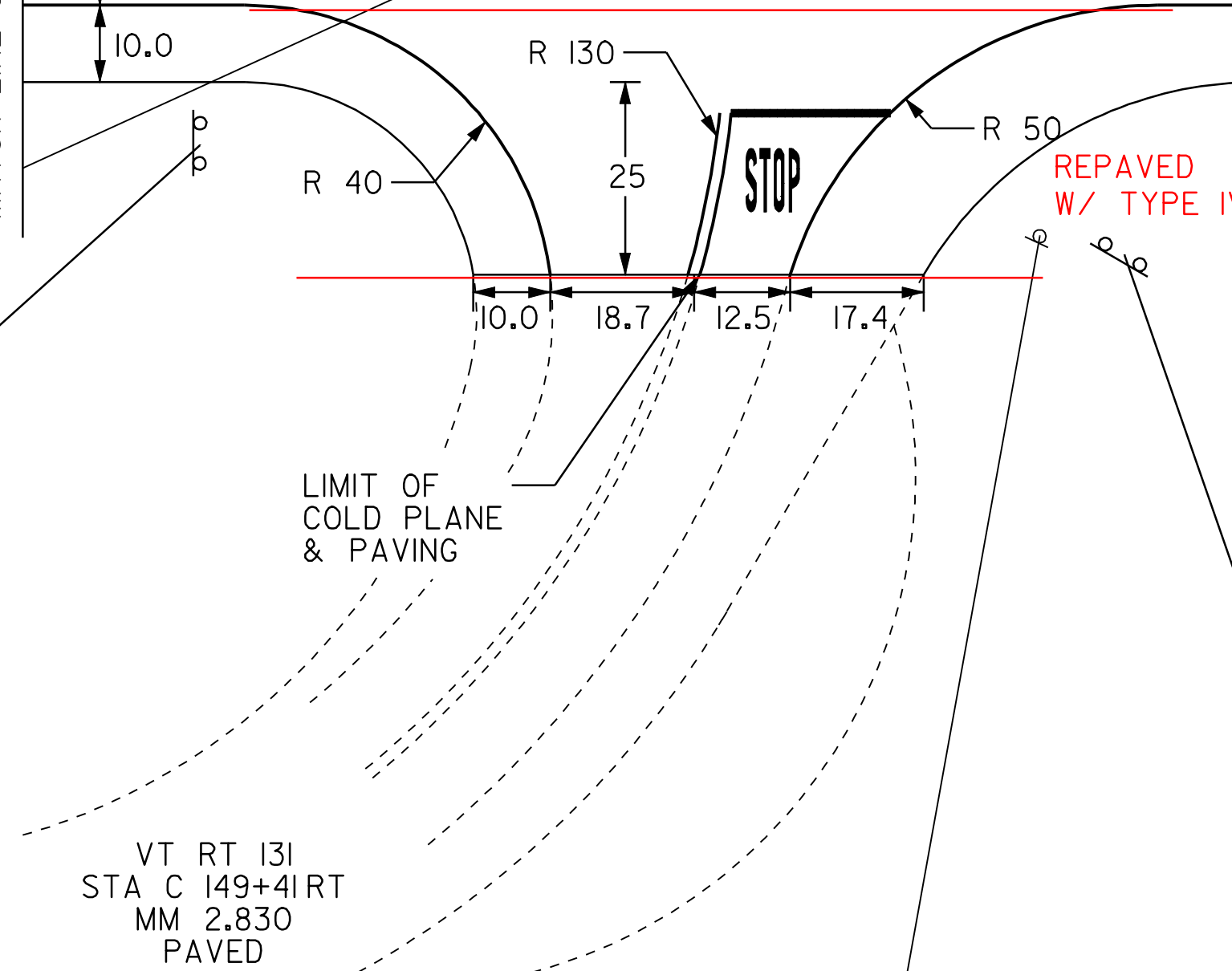
STA C 148+50 (MM 2.813)

MATCH LINE SEE PREVIOUS SHEET

MATCH LINE SEE NEXT SHEET

TO CHESTER

TO LUDLOW



TEMPORARY 4" WHITE LINE, PAINT			
DURABLE 4" WHITE LINE, THERMOPLASTIC			
STA C 148+50	TO	C 149+18	SOLID RT
STA C 148+50	TO	C 153+00	SOLID LT
STA C 149+50	TO	C 153+00	SOLID RT

TEMPORARY 4" YELLOW LINE, PAINT			
DURABLE 4" YELLOW LINE, THERMOPLASTIC			
STA C 148+50	TO	C 149+22	SOLID LT & RT
STA C 149+41	DOUBLE SOLID		RT (VT 131)
STA C 149+62	TO	C 153+00	SOLID LT & RT

TEMPORARY 24" STOP BAR, PAINT			
DURABLE 24" STOP BAR, THERMOPLASTIC			
STA C 149+41	RT	(VT 131)	

TEMPORARY LETTER OR SYMBOL, PAINT			
DURABLE LETTER OR SYMBOL, THERMOPLASTIC			
STA C 149+47	RT	"STOP" (VT 131)	

STA C 153+00 (MM 2.898)

STEEL BEAM GUARDRAIL, GALVANIZED
STA C 150+66 TO C 151+05 LT

STEEL BEAM GUARDRAIL, GALVANIZED W/8 FEET POSTS
STA C 151+05 TO C 153+00 LT

REMOVAL AND DISPOSAL OF GUARDRAIL
STA C 150+66 TO C 153+00 LT

MANUFACTURED TERMINAL SECTION, TANGENT FLARED
STA C 150+66 LT

STONE FILL, TYPE I
STA C 152+08 TO C 152+58 LT (FOR SLOPE STABILIZATION)

REMOVING SIGNS AS SHOWN - 30

- LEGEND
- R = REMOVE EXISTING
 - S = SALVAGE
 - R&S = REMOVE AND SALVAGE
 - N = NEW
 - RET = RETAIN
 - B-B = BACK TO BACK
 - = NEW RAIL
 - = EXISTING RAIL

PAVING PROJECT LAYOUT #45

PROJECT: CHESTER-LUDLOW	PROJECT NO.: NH 2326(I)S
DESIGN FILE NAME: Z:\pave\01b\038\pb038.dgn	PLOT DATE: 16-OCT-2009 17:
IPARM FILE NAME: pb0381a45.i	SURVEY DATE: 01/05
SURVEYED BY: CLD_ENGINEERS, INC	SQUAD LEADER: CRB
DRAWN BY: MRS	SHEET: 59 OF 110