

TEMPORARY 4" WHITE LINE, PAINT  
 DURABLE 4" WHITE LINE, THERMOPLASTIC  
 STA C 112+00 TO C 115+47 SOLID LT  
 STA C 112+00 TO C 122+50 SOLID RT  
 STA C 115+75 TO C 122+50 SOLID LT

TEMPORARY 4" YELLOW LINE, PAINT  
 DURABLE 4" YELLOW LINE, THERMOPLASTIC  
 STA C 112+00 TO C 115+36 SOLID LT & RT  
 STA C 115+56 DOUBLE SOLID LT (TH 60)  
 STA C 115+76 TO C 122+50 SOLID LT & RT

TEMPORARY 24" STOP BAR, PAINT  
 DURABLE 24" STOP BAR, THERMOPLASTIC  
 STA C 115+56 LT (TH 60)

TEMPORARY LETTERS OR SYMBOLS, PAINT  
 DURABLE LETTER OR SYMBOL, THERMOPLASTIC  
 STA C 115+51 LT - "STOP" (TH 60)

STEEL BEAM GUARDRAIL, GALVANIZED  
 STA C 112+00 TO C 117+13 RT

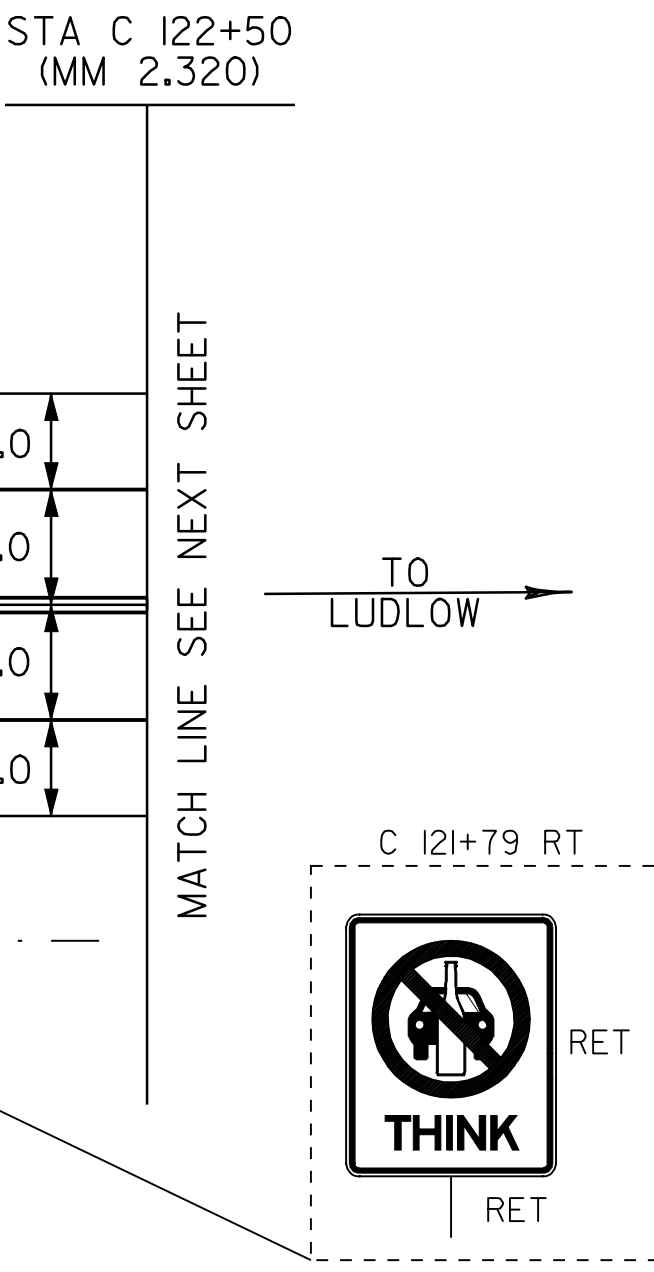
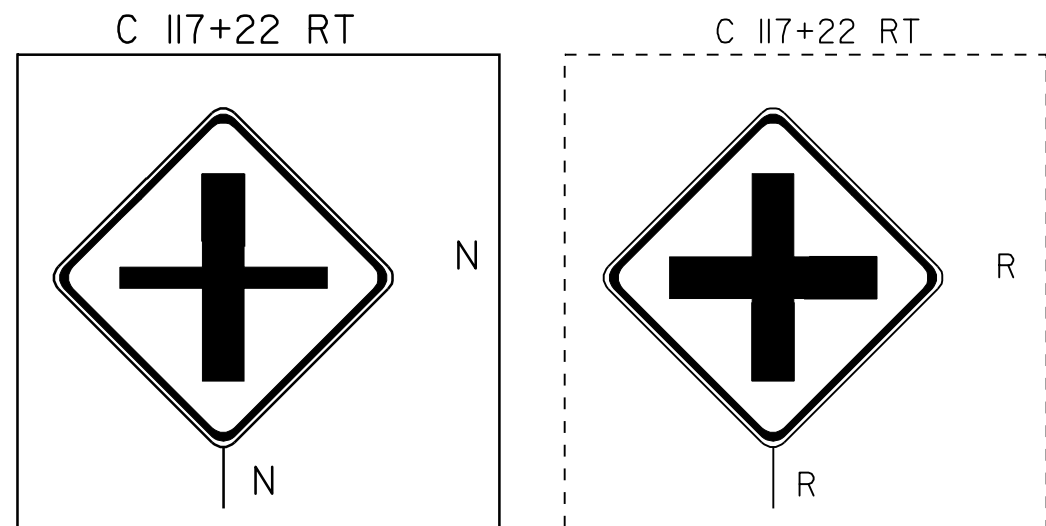

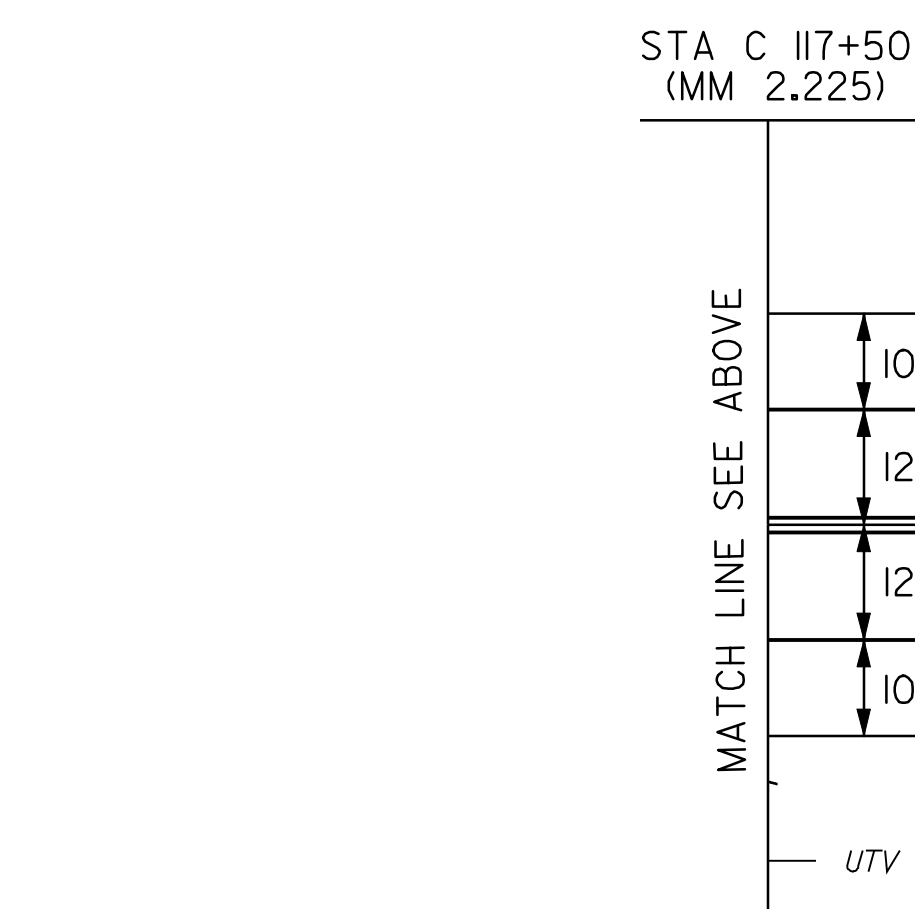
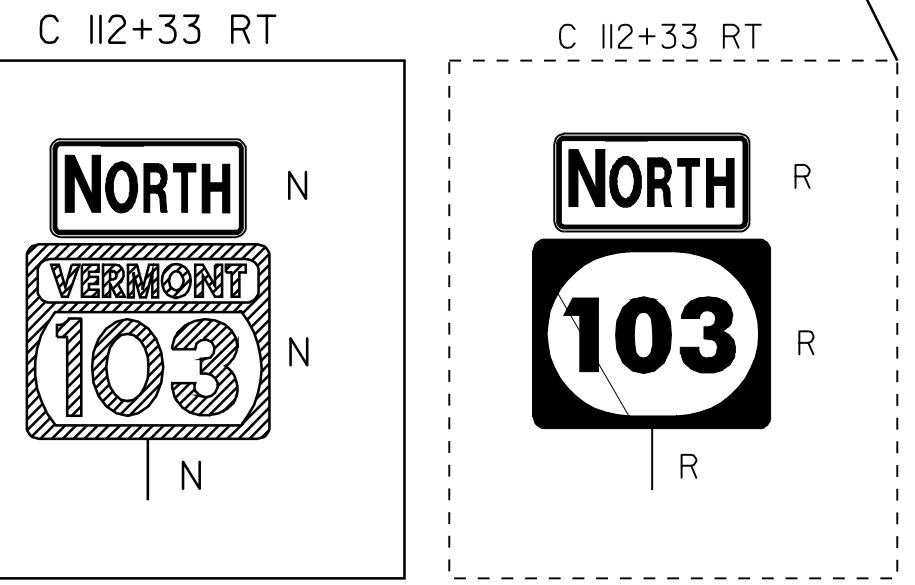
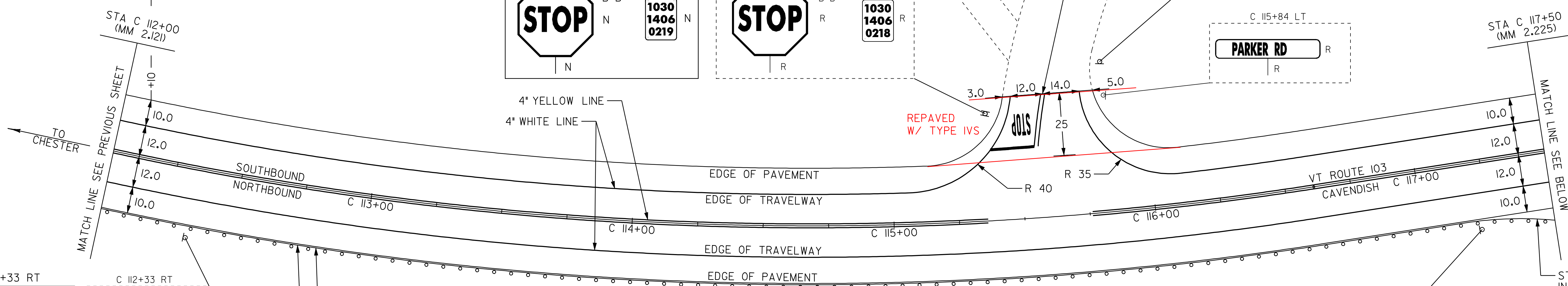
MANUFACTURED TERMINAL SECTION, FLARED  
 STA C 117+13 RT

REMOVAL AND DISPOSAL OF GUARDRAIL  
 STA C 112+00 TO C 117+56 RT

REMOVING SIGNS  
 AS SHOWN - 9

ERECTING SALVAGED SIGNS  
 AS SHOWN - 1

STOP COLD PLANE 2 1/4" RESUME LEVEL AND OVERLAY 2"



- LEGEND**
- R = REMOVE EXISTING
  - S = SALVAGE
  - R&S = REMOVE AND SALVAGE
  - N = NEW
  - RET = RETAIN
  - B-B = BACK TO BACK
  - = NEW RAIL
  - = EXISTING RAIL

**PAVING PROJECT LAYOUT #41**

PROJECT: CHESTER-LUDLOW	PROJECT NO.: NH 2326(1)S
DESIGN FILE NAME: Zpave\Q1b\Q38\pbQ38.dgn	PLOT DATE: 16-OCT-2009 17:
IPARM FILE NAME: pb0381a41.i	SURVEY DATE: Q1205
SURVEYED BY: CLD_ENGINEERS, INC	DRAWN BY: MRS
SQUAD LEADER: CRB	SHEET: 55 OF 110
CLD 04-0396	