

TEMPORARY 4" WHITE LINE, PAINT
 DURABLE 4" WHITE LINE, THERMOPLASTIC
 STA C 90+00 TO C 101+00 SOLID LT
 STA C 90+00 TO C 101+00 SOLID RT

TEMPORARY 4" YELLOW LINE, PAINT
 DURABLE 4" YELLOW LINE, THERMOPLASTIC
 STA C 90+00 TO C 91+90 DASHED
 STA C 91+90 TO C 99+30 DASHED LT, SOLID RT
 STA C 99+30 TO C 101+00 SOLID LT & RT


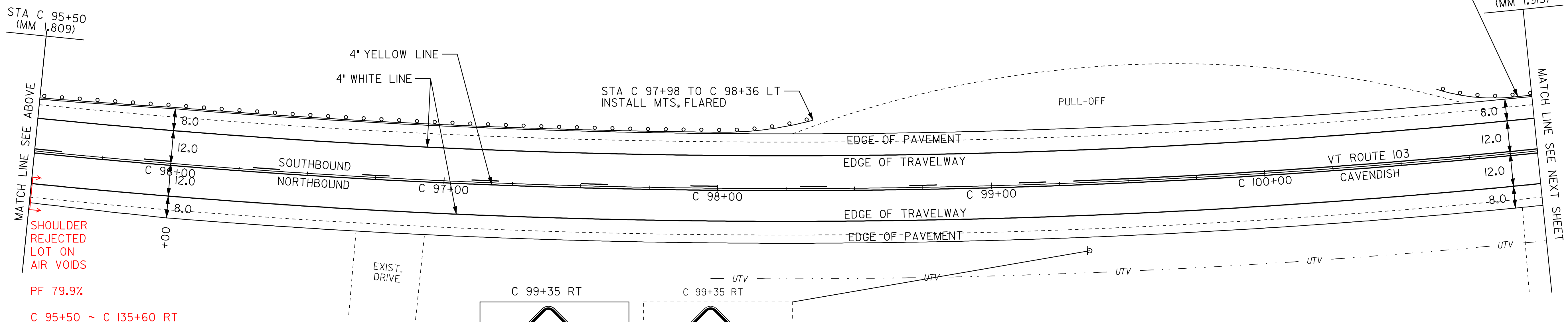
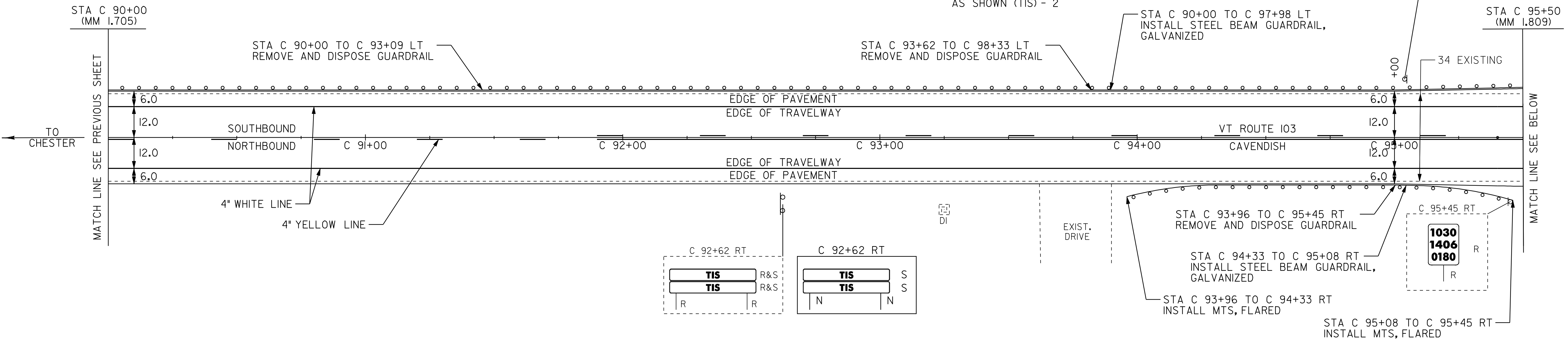
STEEL BEAM GUARDRAIL, GALVANIZED
 STA C 90+00 TO C 97+98 LT
 STA C 94+33 TO C 95+08 RT

MANUFACTURED TERMINAL SECTION, FLARED
 STA C 94+33 RT
 STA C 95+08 RT
 STA C 97+98 LT

REMOVAL AND DISPOSAL OF GUARDRAIL
 STA C 90+00 TO C 93+09 LT
 STA C 93+62 TO C 98+33 LT
 STA C 93+96 TO C 95+45 RT
 STA C 100+65 TO C 101+00 LT

REMOVING SIGNS
 AS SHOWN - 4

ERECTING SALVAGED SIGNS
 (NO FED. PART.)
 AS SHOWN (TIS) - 2



- LEGEND**
- R = REMOVE EXISTING
 - S = SALVAGE
 - R&S = REMOVE AND SALVAGE
 - N = NEW
 - RET = RETAIN
 - B-B = BACK TO BACK
 - = NEW RAIL
 - - - = EXISTING RAIL

PAVING PROJECT LAYOUT #38	PROJECT: <u>CHESTER-LUDLOW</u>	PROJECT NO.: <u>NH_2326(1)S</u>
	DESIGN FILE NAME: <u>Z:\pave\01b038\pb038.dgn</u>	PLOT DATE: <u>16-OCT-2009 17:</u>
	IPARM FILE NAME: <u>pb0381a38.1</u>	SURVEY DATE: <u>01/05</u>
	SURVEYED BY: <u>CLD_ENGINEERS, INC</u>	DRAWN BY: <u>MRS</u>
	SQUAD LEADER: <u>CRB</u>	SHEET: <u>52 OF 110</u>
	<u>CLD_04-0396</u>	

SHOULDER REJECTED LOT ON AIR VOIDS
 PF 79.9%
 C 95+50 ~ C 135+60 RT